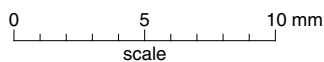
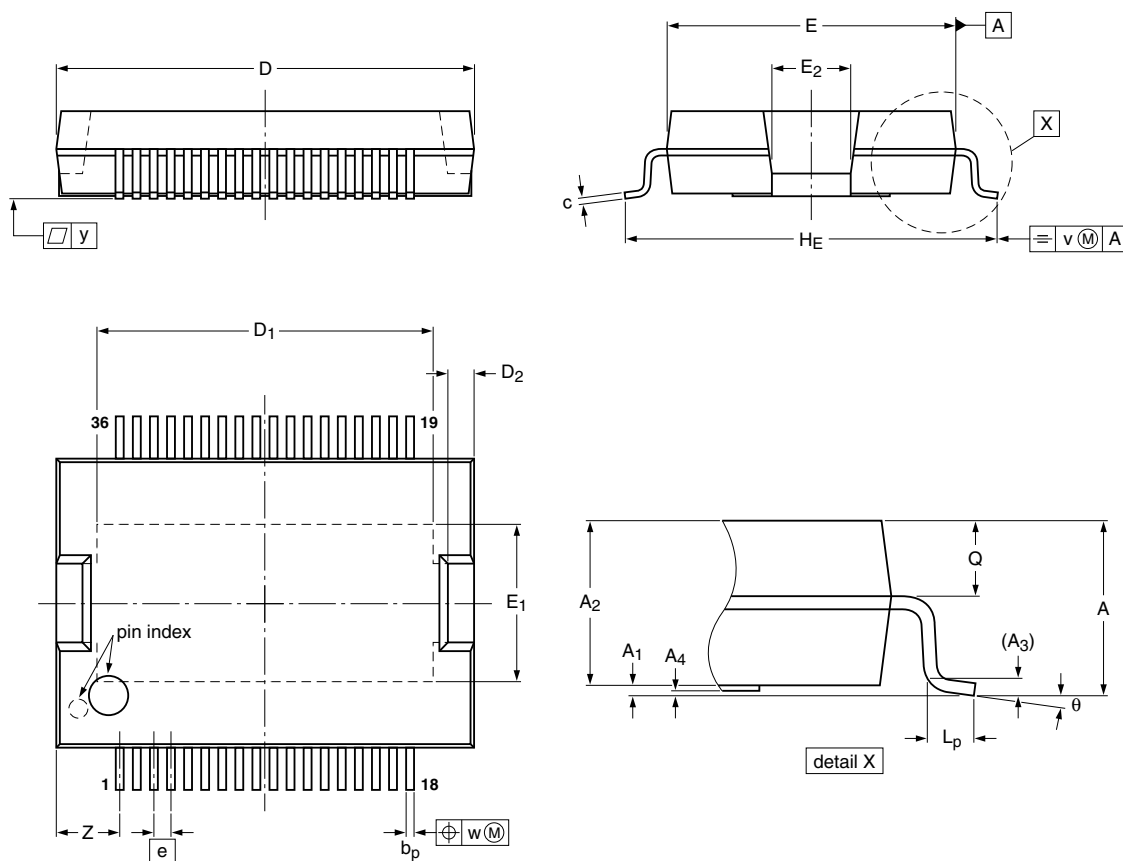


HSOP36: plastic, heatsink small outline package; 36 leads; low stand-off height

SOT938-1



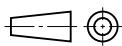
y	Z	$\theta$
0.1	2.55 2.20	8° 0°

**DIMENSIONS (mm are the original dimensions)**

UNIT	A <sub>max</sub>	A <sub>1</sub>	A <sub>2</sub>	A <sub>3</sub>	A <sub>4</sub> ( <sup>1</sup> )	b <sub>p</sub>	c	D( <sup>2</sup> )	D <sub>1</sub>	D <sub>2</sub>	E( <sup>2</sup> )	E <sub>1</sub>	E <sub>2</sub>	e	H <sub>E</sub>	L <sub>p</sub>	Q	v	w
mm	3.6	0.3 0.1	3.3 3.0	0.35	0.1 0	0.38 0.25	0.32 0.23	16.0 15.8	13.0 12.6	1.1 0.9	11.1 10.9	6.2 5.8	2.9 2.5	0.65	14.5 13.9	1.1 0.8	1.5 1.4	0.25	0.12

**Notes**

- Limits per individual lead.
- Plastic or metal protrusions of 0.25 mm maximum per side are not included.

OUTLINE VERSION	REFERENCES				EUROPEAN PROJECTION	ISSUE DATE
	IEC	JEDEC	JEITA			
SOT938-1						06-01-20 06-04-07