

Running Freescale IEEE™ 802.15.4 Boards on MAC OS X Based Computers

1 Introduction

This note describes how to install the USB drivers needed to run Freescale 802.15.4 development boards on the Mac OS X. The following drivers will be installed:

- Install and modify Silicon Labs VCP driver
- Install FTDI VCP driver

This note and the drivers used are not supported in any way by Freescale Semiconductor. The Freescale Test Tool and the ZigBee Test Client (ZTC) are not supported on Mac OS X.

NOTE

This note requires an Intel based Mac with minimum Mac OS X version 10.4.10 (Tiger).

Contents

1 Introduction	1
2 Installing the Silicon Labs driver for CP210x	2
3 Installing the FTDI driver for the FT232x ...	3

2 Installing the Silicon Labs Driver for CP210x

This section describes step-by-step how to install and modify the Silicon labs driver on the MAC to work with the MC1321x-SRB and MC1321x-NCB boards.

1. Start the Mac and use the internet browser to download the Mac OS X driver from the Silicon Labs website:

http://www.silabs.com/tgwWebApp/public/web_content/products/Microcontrollers/USB/en/mcu_vcp.htm

2. Double click on the `cardinal-osx-v1_02_2release.img` and run the `SLAB_USBtoUARTInstaller.app` by double clicking on the icon.



Figure 1. Running the SLAB_USB Installer

3. Modify the driver info file as follows:
 - a) Reboot and start the `terminal.app` application found in the Applications\Utilities folder.
 - b) Go to the following driver folder:

```
cd /System/Library/Extensions/SLAB_USBtoUART.kext/Contents
```

- c) Modify the VID and PID of the driver info file. Change the Product ID in line 40 to 10 and change the Vendor Id in line 42 to 2301. (Root access or “sudo” access is required to launch an editor.) Enter the following in the terminal application:

```
sudo nano Info.plist
```



Figure 2. Modifying info.plist

- d) Refresh the cache to ensure that the CP120x is loaded with the correct driver info by touching the Extensions directory. To touch the directory, enter the following in the terminal application:

```
Sudo touch /System/Library/Extensions
```

- 4. Reboot, connect the board, and run a UART terminal program of choice.

3 Installing the FTDI Driver for the FT232x

This section describes step-by-step how to install an FTDI driver to work with the MC1319x-EVB and the MC1322x boards.

- 1. Start the Mac and use the internet browser to download the Mac OS X driver from the FTDI website:

<http://www.ftdichip.com/drivers/vcp.htm>

- 2. Double click on the FTDIUSBSerialDriver_v2_2_7.dmg and run the FTDIUSBSerialDriver.pkg by double clicking on the icon.

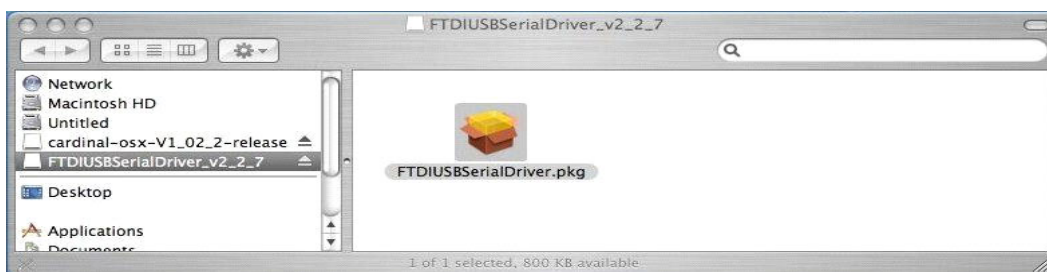


Figure 3. Running the FTDIUSB Installer

- 3. Reboot, connect the board, and run a UART terminal program of choice.

4 Demonstration

This section describes a small demonstration of how to use the UART on MAC OS X. The ZTerm program is used in this demonstration.

A public beta can be downloaded from <http://homepage.mac.com/dalverson/zterm>

The Freescale MC1321x-SRB is used for this demonstration.

1. Connect the MC1321x-SRB to the PC using the USB port.
2. Start Zterm and configure the modem by selecting Settings-> Modem Preferences from the menu and then selecting the desired serial port as shown in Figure 4.

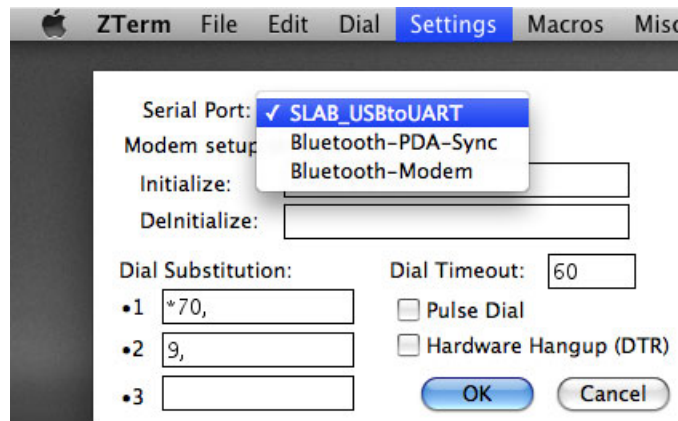


Figure 4. Modem Configuration

3. Configure the baud rate and hardware flow control settings by selecting Setting-> Connection from the menu and set the options as shown in Figure 5. Ensure that the Hardware Handshake flow control option is selected for use in a BeeStack application.

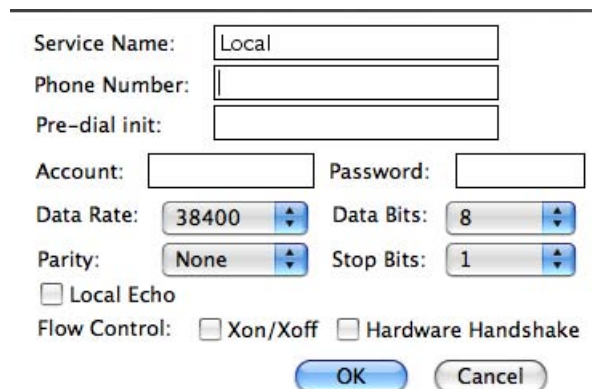


Figure 5. Connection Configuration

4. Use the Freescale BeeKit Wireless Connectivity Toolkit to generate an application from any HCS08 BeeStack Codebase and enable the UART option.

5. Add the following code to the end of BeeApp_Init()

```
(void)UartX_Transmit("Hello World from MC1321x-SRB\r\n",30,NULL);
```

6. Download and run the code, then monitor the ZTerm window for the message as shown in [Figure 6](#).

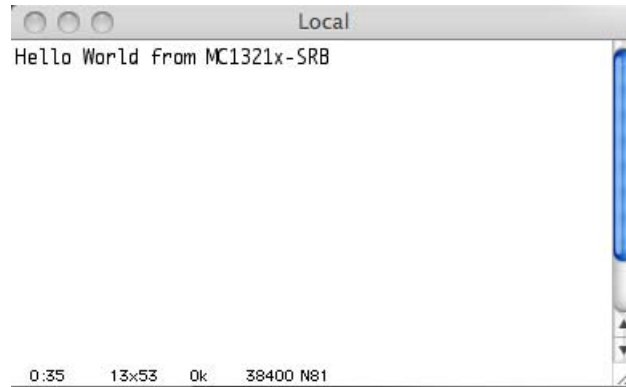


Figure 6. ZTerm Window

How to Reach Us:**Home Page:**

www.freescale.com

E-mail:

support@freescale.com

USA/Europe or Locations Not Listed:

Freescale Semiconductor
Technical Information Center, CH370
1300 N. Alma School Road
Chandler, Arizona 85224
+1-800-521-6274 or +1-480-768-2130
support@freescale.com

Europe, Middle East, and Africa:

Freescale Halbleiter Deutschland GmbH
Technical Information Center
Schatzbogen 7
81829 Muenchen, Germany
+44 1296 380 456 (English)
+46 8 52200080 (English)
+49 89 92103 559 (German)
+33 1 69 35 48 48 (French)
support@freescale.com

Japan:

Freescale Semiconductor Japan Ltd.
Headquarters
ARCO Tower 15F
1-8-1, Shimo-Meguro, Meguro-ku,
Tokyo 153-0064, Japan
0120 191014 or +81 3 5437 9125
support.japan@freescale.com

Asia/Pacific:

Freescale Semiconductor Hong Kong Ltd.
Technical Information Center
2 Dai King Street
Tai Po Industrial Estate
Tai Po, N.T., Hong Kong
+800 2666 8080
support.asia@freescale.com

For Literature Requests Only:

Freescale Semiconductor Literature Distribution Center
P.O. Box 5405
Denver, Colorado 80217
1-800-521-6274 or 303-675-2140
Fax: 303-675-2150
LDCForFreescaleSemiconductor@hibbertgroup.com

Information in this document is provided solely to enable system and software implementers to use Freescale Semiconductor products. There are no express or implied copyright licenses granted hereunder to design or fabricate any integrated circuits or integrated circuits based on the information in this document.

Freescale Semiconductor reserves the right to make changes without further notice to any products herein. Freescale Semiconductor makes no warranty, representation or guarantee regarding the suitability of its products for any particular purpose, nor does Freescale Semiconductor assume any liability arising out of the application or use of any product or circuit, and specifically disclaims any and all liability, including without limitation consequential or incidental damages. "Typical" parameters that may be provided in Freescale Semiconductor data sheets and/or specifications can and do vary in different applications and actual performance may vary over time. All operating parameters, including "Typicals", must be validated for each customer application by customer's technical experts. Freescale Semiconductor does not convey any license under its patent rights nor the rights of others. Freescale Semiconductor products are not designed, intended, or authorized for use as components in systems intended for surgical implant into the body, or other applications intended to support or sustain life, or for any other application in which the failure of the Freescale Semiconductor product could create a situation where personal injury or death may occur. Should Buyer purchase or use Freescale Semiconductor products for any such unintended or unauthorized application, Buyer shall indemnify and hold Freescale Semiconductor and its officers, employees, subsidiaries, affiliates, and distributors harmless against all claims, costs, damages, and expenses, and reasonable attorney fees arising out of, directly or indirectly, any claim of personal injury or death associated with such unintended or unauthorized use, even if such claim alleges that Freescale Semiconductor was negligent regarding the design or manufacture of the part.

Freescale™ and the Freescale logo are trademarks of Freescale Semiconductor, Inc. All other product or service names are the property of their respective owners.

© Freescale Semiconductor, Inc. 2009. All rights reserved.

Mac and Mac OS x are © 2009 Apple Inc. All rights reserved.