



SOT163-1

plastic small outline package; 20 leads; body width 7.5 mm

8 February 2016

Package information

1. Package summary

Terminal position code	D (double)
Package type descriptive code	SO20
Package type industry code	SO20
Package style descriptive code	SO (small outline)
Package style suffix code	NA (not applicable)
Package body material type	P (plastic)
IEC package outline code	075E04
JEDEC package outline code	MS-013
Mounting method type	S (surface mount)
Issue date	19-2-2003

Table 1. Package summary

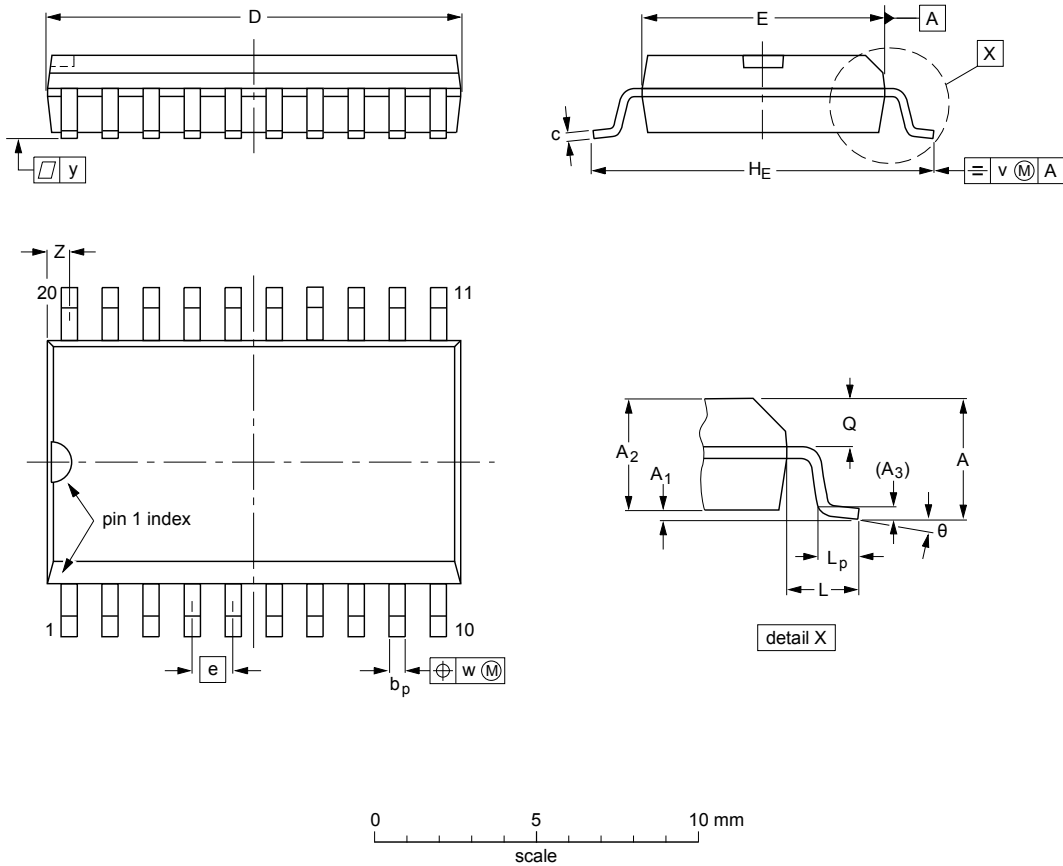
Symbol	Parameter	Min	Typ	Nom	Max	Unit
D	package length	12.6	-	12.8	13	mm
E	package width	7.4	-	7.5	7.6	mm
A	seated height	[tbd]	-	2.65	2.65	mm
A ₂	package height	2.25	-	2.35	2.45	mm
n ₂	actual quantity of termination	-	-	20	-	



2. Package outline

SO20: plastic small outline package; 20 leads; body width 7.5 mm

SOT163-1



DIMENSIONS (inch dimensions are derived from the original mm dimensions)

UNIT	A max.	A ₁	A ₂	A ₃	b _p	c	D ⁽¹⁾	E ⁽¹⁾	e	H _E	L	L _p	Q	v	w	y	Z ⁽¹⁾	θ
mm	2.65	0.3 0.1	2.45 2.25	0.25	0.49 0.36	0.32 0.23	13.0 12.6	7.6 7.4	1.27	10.65 10.00	1.4	1.1 0.4	1.1 1.0	0.25	0.25	0.1	0.9 0.4	8° 0°
inches	0.1	0.012 0.004	0.096 0.089	0.01	0.019 0.014	0.013 0.009	0.51 0.49	0.30 0.29	0.05	0.419 0.394	0.055	0.043 0.016	0.043 0.039	0.01	0.01	0.004	0.035 0.016	

Note

1. Plastic or metal protrusions of 0.15 mm (0.006 inch) maximum per side are not included.

OUTLINE VERSION	REFERENCES				EUROPEAN PROJECTION	ISSUE DATE
	IEC	JEDEC	JEITA			
SOT163-1	075E04	MS-013				-99-12-27 03-02-19

Fig. 1. Package outline SO20 (SOT163-1)

3. Soldering

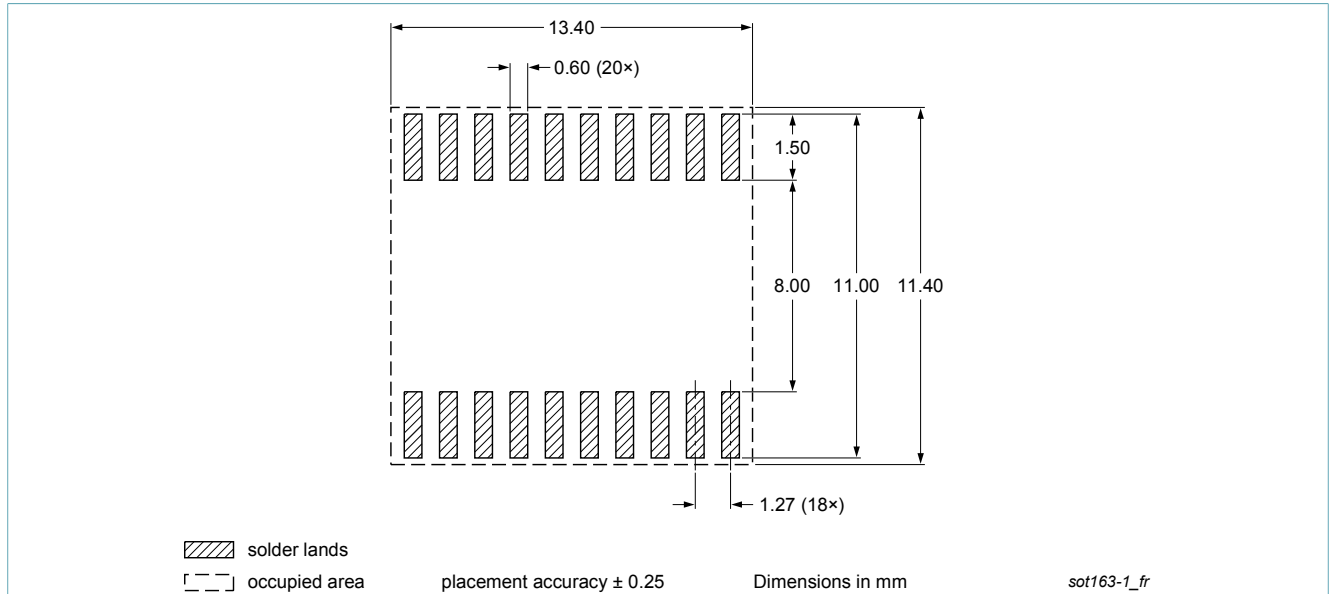


Fig. 2. Reflow soldering footprint for SO20 (SOT163-1)

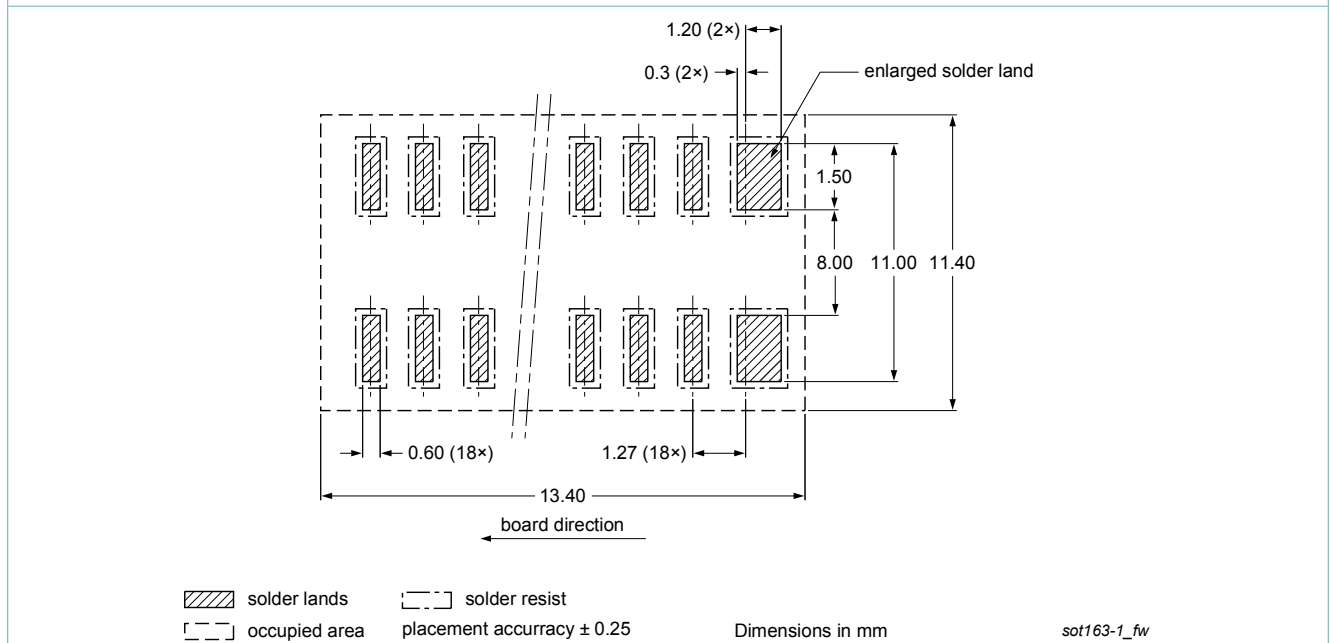


Fig. 3. Wave soldering footprint for SO20 (SOT163-1)

4. Legal information

Disclaimers

Limited warranty and liability — Information in this document is believed to be accurate and reliable. However, NXP Semiconductors does not give any representations or warranties, expressed or implied, as to the accuracy or completeness of such information and shall have no liability for the consequences of use of such information. NXP Semiconductors takes no responsibility for the content in this document if provided by an information source outside of NXP Semiconductors.

In no event shall NXP Semiconductors be liable for any indirect, incidental, punitive, special or consequential damages (including - without limitation - lost profits, lost savings, business interruption, costs related to the removal or replacement of any products or rework charges) whether or not such damages are based on tort (including negligence), warranty, breach of contract or any other legal theory.

Notwithstanding any damages that customer might incur for any reason whatsoever, NXP Semiconductors' aggregate and cumulative liability towards customer for the products described herein shall be limited in accordance with the *Terms and conditions of commercial sale* of NXP Semiconductors.

Right to make changes — NXP Semiconductors reserves the right to make changes to information published in this document, including without limitation specifications and product descriptions, at any time and without notice. This document supersedes and replaces all information supplied prior to the publication hereof.

5. Contents

1. Package summary.....	1
2. Package outline.....	2
3. Soldering.....	3
4. Legal information.....	4

© NXP Semiconductors N.V. 2016. All rights reserved

For more information, please visit: <http://www.nxp.com>

For sales office addresses, please send an email to: salesaddresses@nxp.com

Date of release: 8 February 2016
