

SOT1780-13

WLCSP36, wafer level chip-scale package, 36 terminals, 0.4 mm pitch, 2.79 mm x 2.59 mm x 0.525 mm body

6 May 2019

Package information

1 Package summary

Terminal position code	B (bottom)
Package type descriptive code	WLCSP36
Package style descriptive code	WLCSP (wafer level chip-size package)
Mounting method type	S (surface mount)
Issue date	18-04-2019
Manufacturer package code	98ASA01425D

Table 1. Package summary

Parameter	Min	Nom	Max	Unit
package length	-	2.79	-	mm
package width	-	2.59	-	mm
package height	-	0.525	-	mm
nominal pitch	-	0.4	-	mm
actual quantity of termination	-	36	-	



WLCSP36, wafer level chip-scale package, 36 terminals, 0.4 mm pitch, 2.79 mm x 2.59 mm x 0.525 mm body

2 Package outline

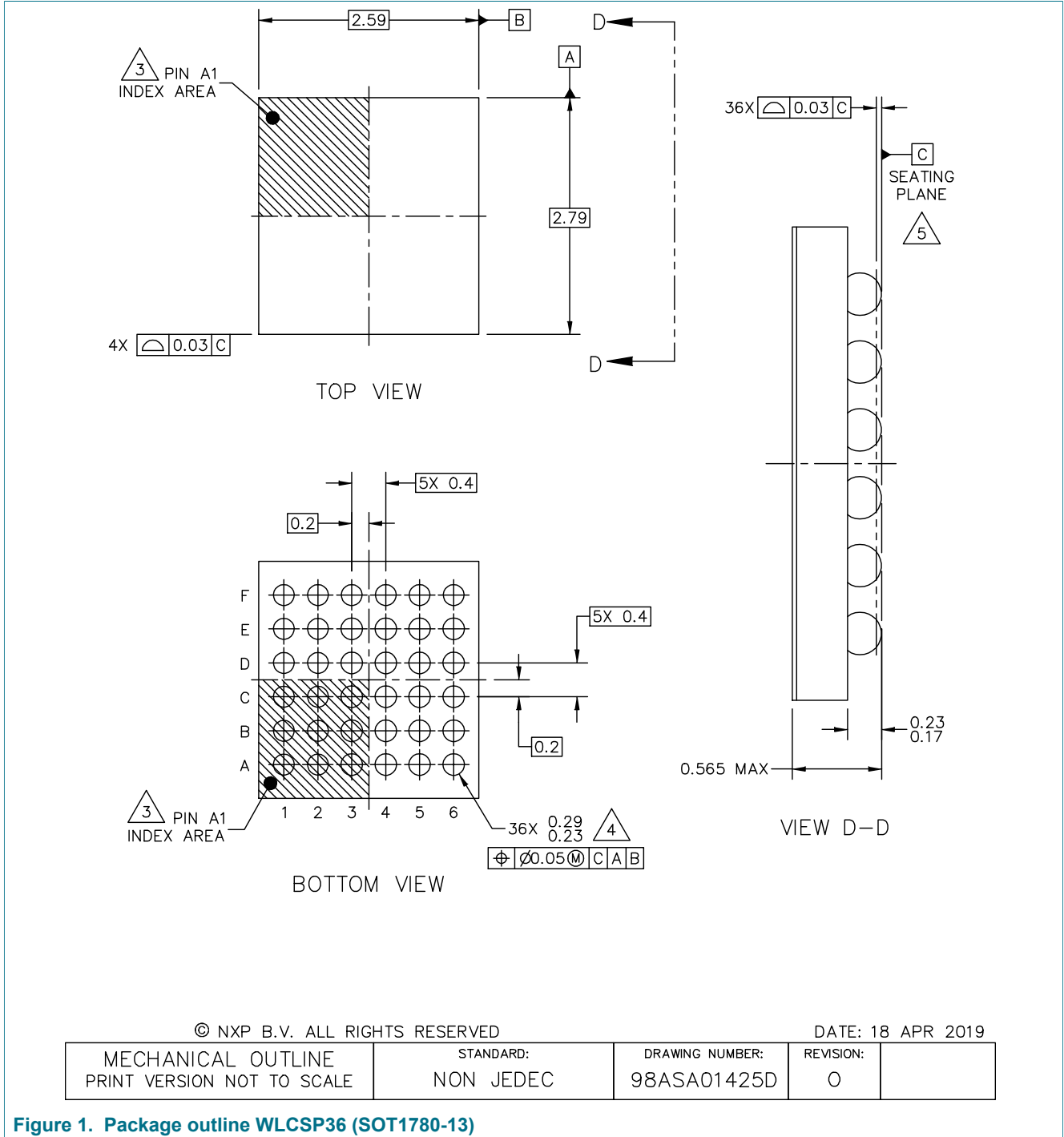


Figure 1. Package outline WLCSP36 (SOT1780-13)

3 Soldering

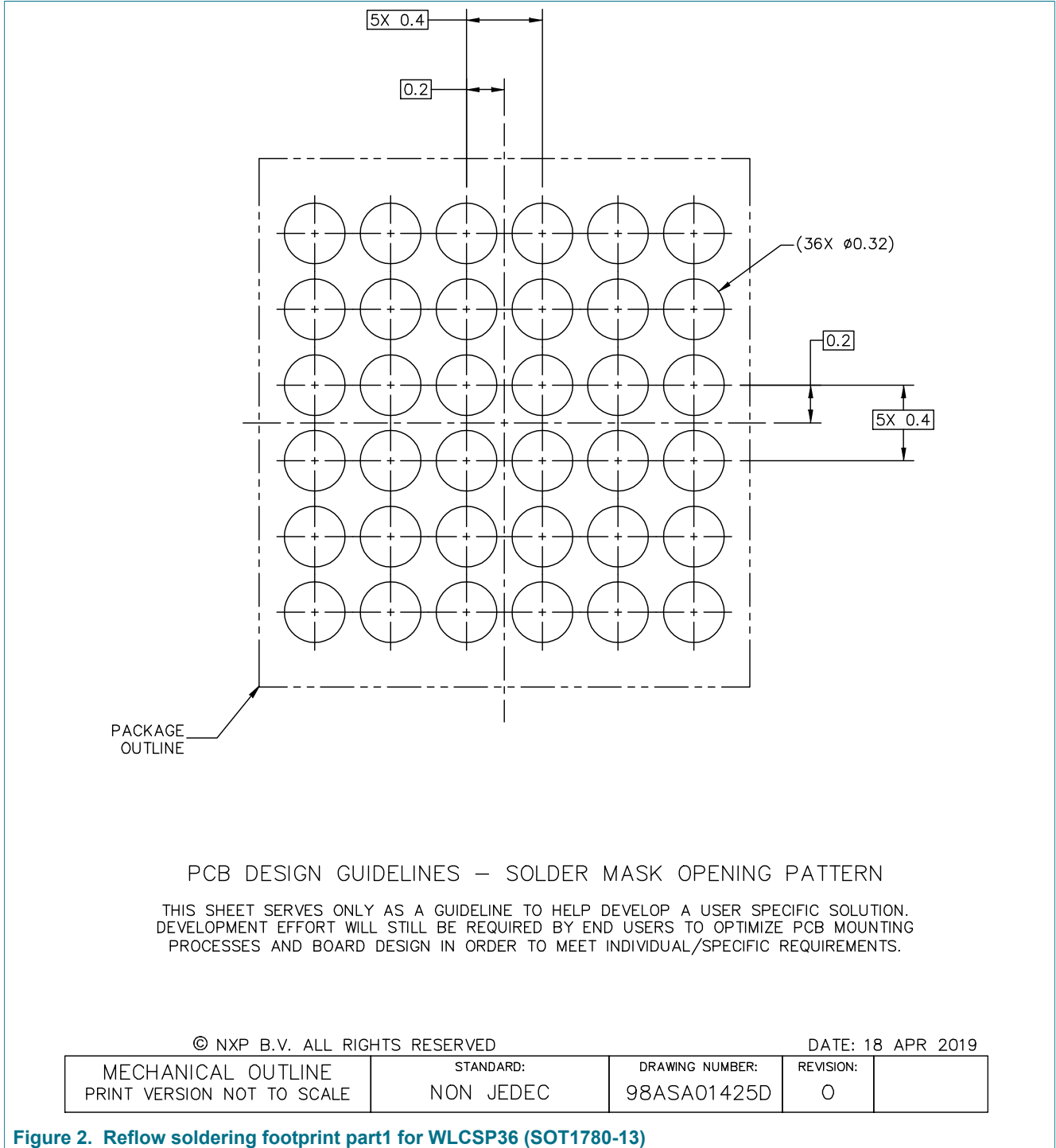
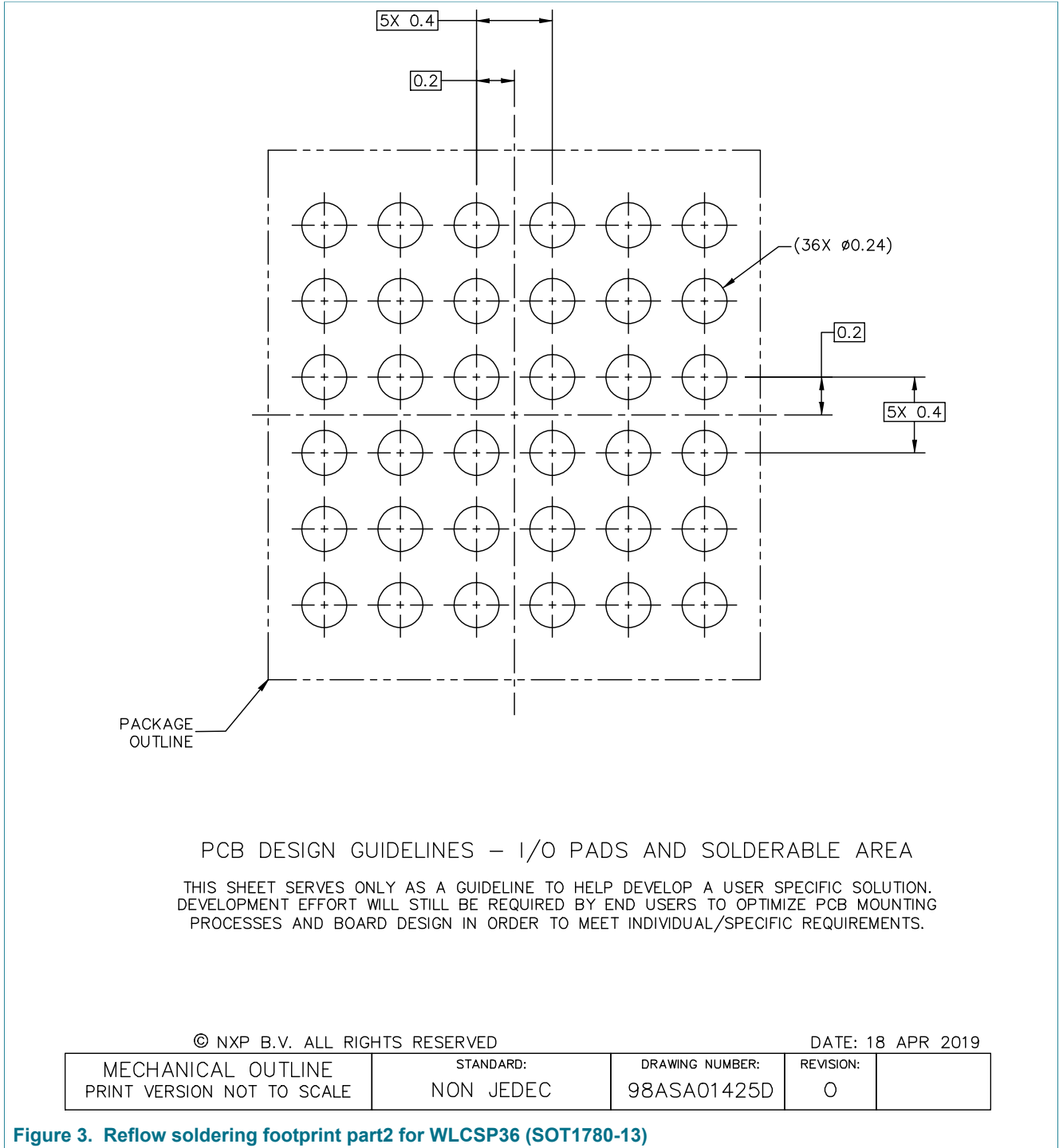


Figure 2. Reflow soldering footprint part1 for WLCSP36 (SOT1780-13)



WLCSP36, wafer level chip-scale package, 36 terminals, 0.4 mm pitch, 2.79 mm x 2.59 mm x 0.525 mm body

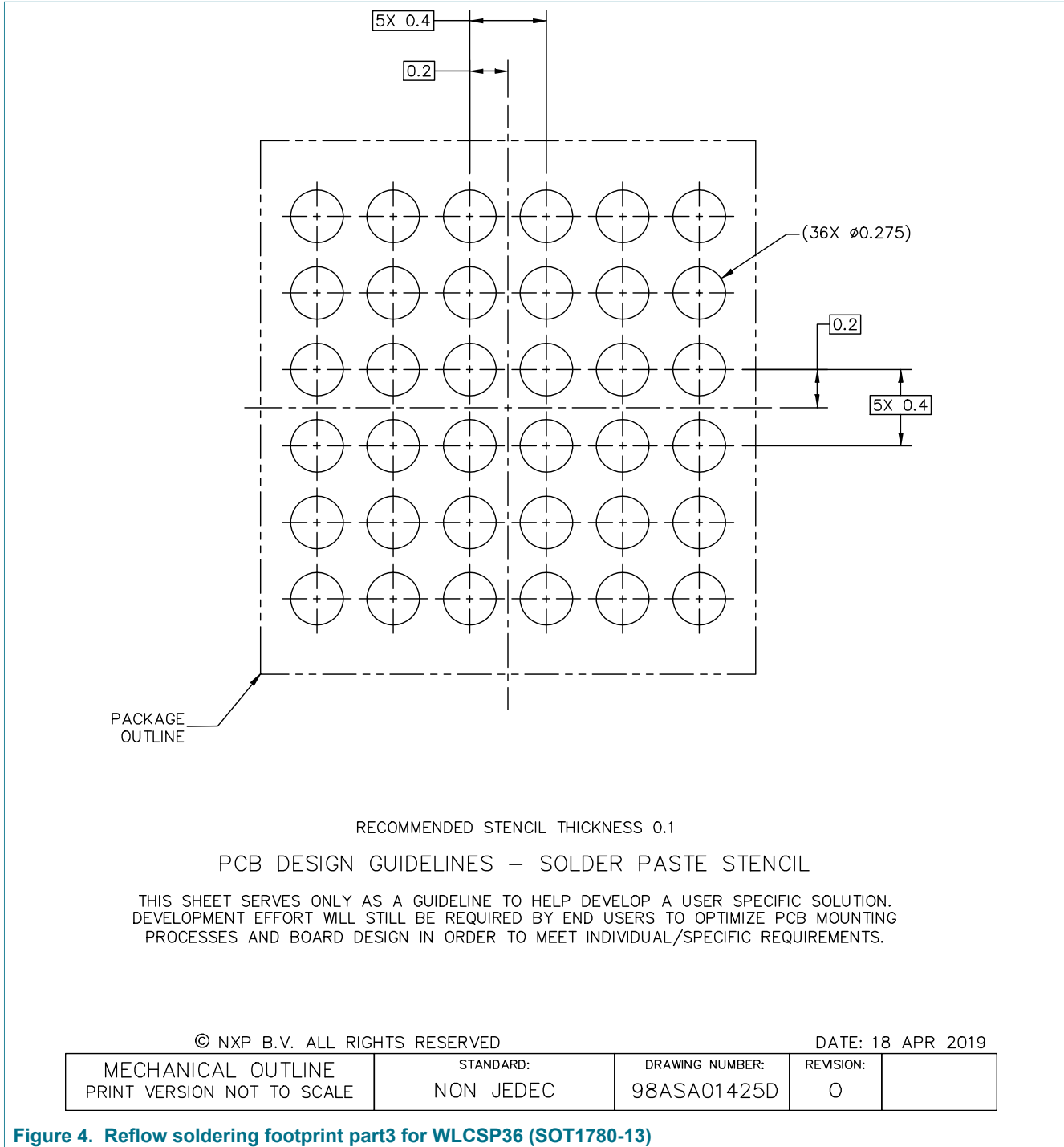


Figure 4. Reflow soldering footprint part3 for WLCSP36 (SOT1780-13)

WLCSP36, wafer level chip-scale package, 36 terminals, 0.4 mm pitch, 2.79 mm x 2.59 mm x 0.525 mm body

NOTES:

1. ALL DIMENSIONS IN MILLIMETERS.
2. DIMENSIONING AND TOLERANCING PER ASME Y14.5M-1994.
3. PIN A1 FEATURE SHAPE, SIZE AND LOCATION MAY VARY.
4. MAXIMUM SOLDER BALL DIAMETER MEASURED PARALLEL TO DATUM C.
5. DATUM C, THE SEATING PLANE, IS DETERMINED BY THE SPHERICAL CROWNS OF THE SOLDER BALLS.
6. THIS PACKAGE HAS A BACK SIDE COATING THICKNESS OF 0.025.

© NXP B.V. ALL RIGHTS RESERVED

DATE: 18 APR 2019

MECHANICAL OUTLINE PRINT VERSION NOT TO SCALE	STANDARD: NON JEDEC	DRAWING NUMBER: 98ASA01425D	REVISION: 0	
--	------------------------	--------------------------------	----------------	--

Figure 5. Package outline note WLCSP36 (SOT1780-13)

4 Legal information

Disclaimers

Limited warranty and liability — Information in this document is believed to be accurate and reliable. However, NXP Semiconductors does not give any representations or warranties, expressed or implied, as to the accuracy or completeness of such information and shall have no liability for the consequences of use of such information. NXP Semiconductors takes no responsibility for the content in this document if provided by an information source outside of NXP Semiconductors.

In no event shall NXP Semiconductors be liable for any indirect, incidental, punitive, special or consequential damages (including - without limitation - lost profits, lost savings, business interruption, costs related to the removal or replacement of any products or rework charges) whether or not such damages are based on tort (including negligence), warranty, breach of contract or any other legal theory.

Notwithstanding any damages that customer might incur for any reason whatsoever, NXP Semiconductors' aggregate and cumulative liability towards customer for the products described herein shall be limited in accordance with the Terms and conditions of commercial sale of NXP Semiconductors.

Right to make changes — NXP Semiconductors reserves the right to make changes to information published in this document, including without limitation specifications and product descriptions, at any time and without notice. This document supersedes and replaces all information supplied prior to the publication hereof.

WLCSP36, wafer level chip-scale package, 36 terminals, 0.4 mm pitch, 2.79 mm x 2.59 mm x 0.525 mm body

Contents

1 Package summary1
2 Package outline2
3 Soldering3
4 Legal information7