

Lifecycle Maintenance of Your BSP

Let us handle the periodic updates for you!

NXP Webinar: June 2, 2020

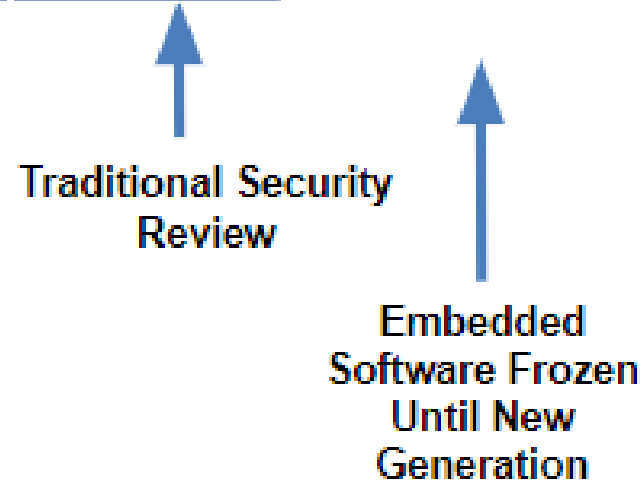
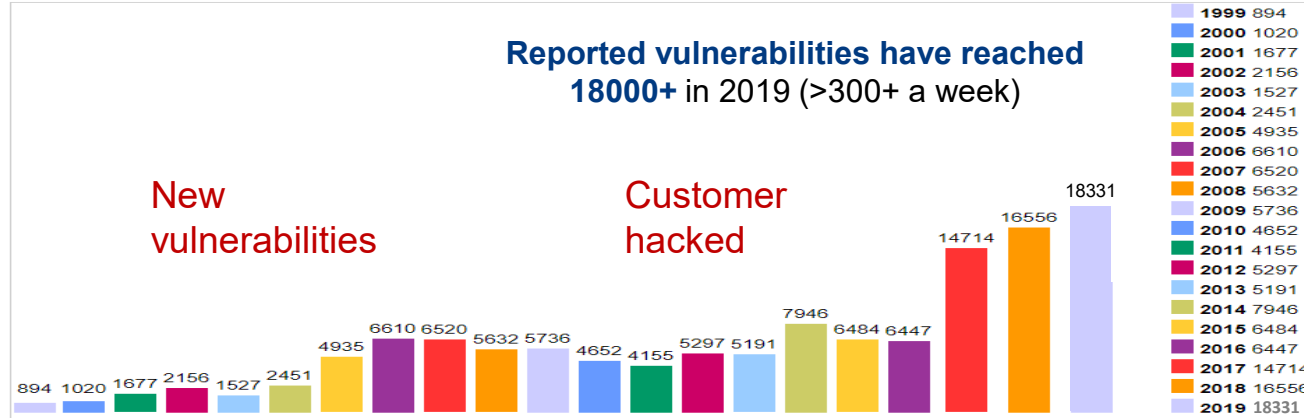
Presented by: Maciej Halasz



SECURE CONNECTIONS
FOR A SMARTER WORLD

Problem 1: The World is not Frozen, Even if Your Software Is

Vulnerabilities By Year



New compliance / security rules

New deployment modes (connected devices, IoT)

External Changes

Frequent kernel updates

New 3rd party component versions

Team is focused on new products

No cycles for retesting

Internal Challenges

Difficulty analyzing flood of CVEs

Backlog of patches and updates



Problem 2: Market Security Requirements are Critical to Customer Acceptance



FDA Guidelines



HIPAA privacy

SCADA security requirements



IEC 62304

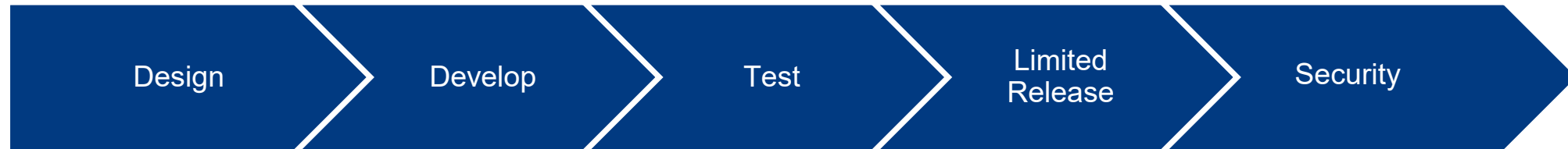
ICS, IIoT security requirements



End customer security requirements are Growing more complex and are Critical to customer acceptance

Must be baked into product from start

Problem 3: Shorten Development Cycle with Predictable Schedules

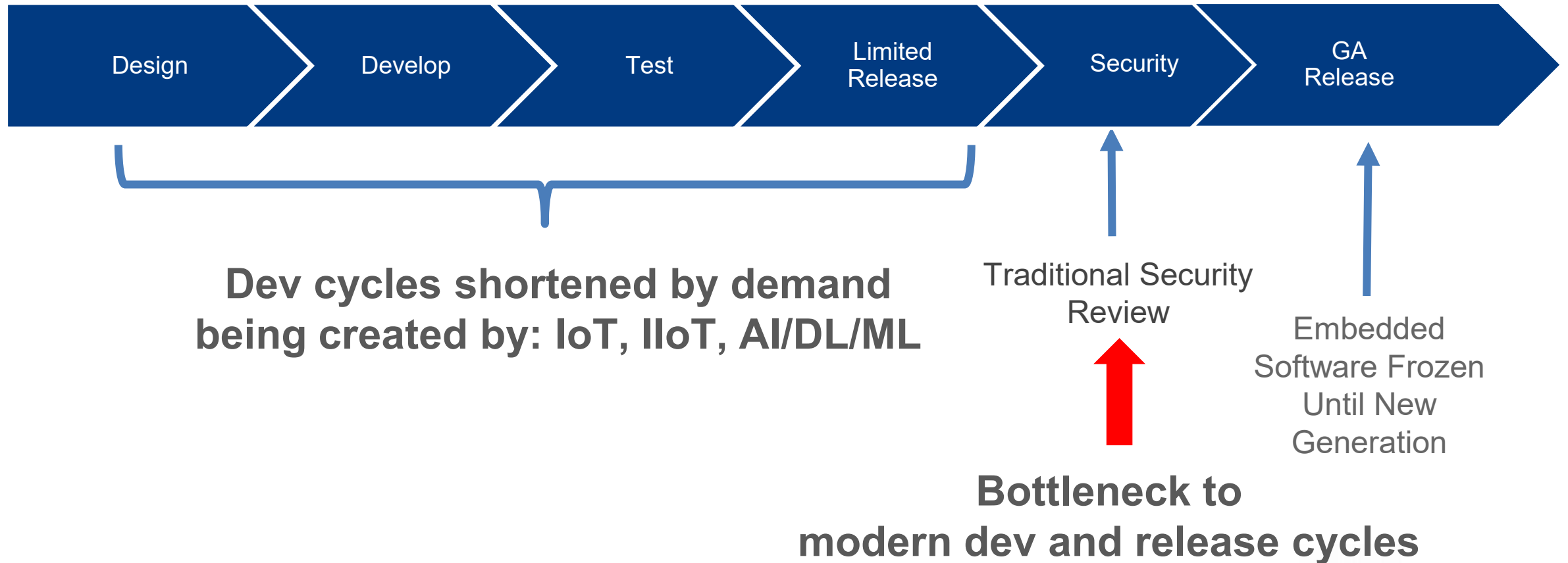


**Dev cycles shortened by demand
being created by: IoT, IIoT, AI/DL/ML**

Traditional Security
Review

**Bottleneck to
modern dev and release cycles**

Problem 4: No Longer Ignore Software in the Field



Solution: **Shift Security *Left and Stretch Right***

Active, Continuous Security at Every Stage of SDLC



Security in design, development, testing

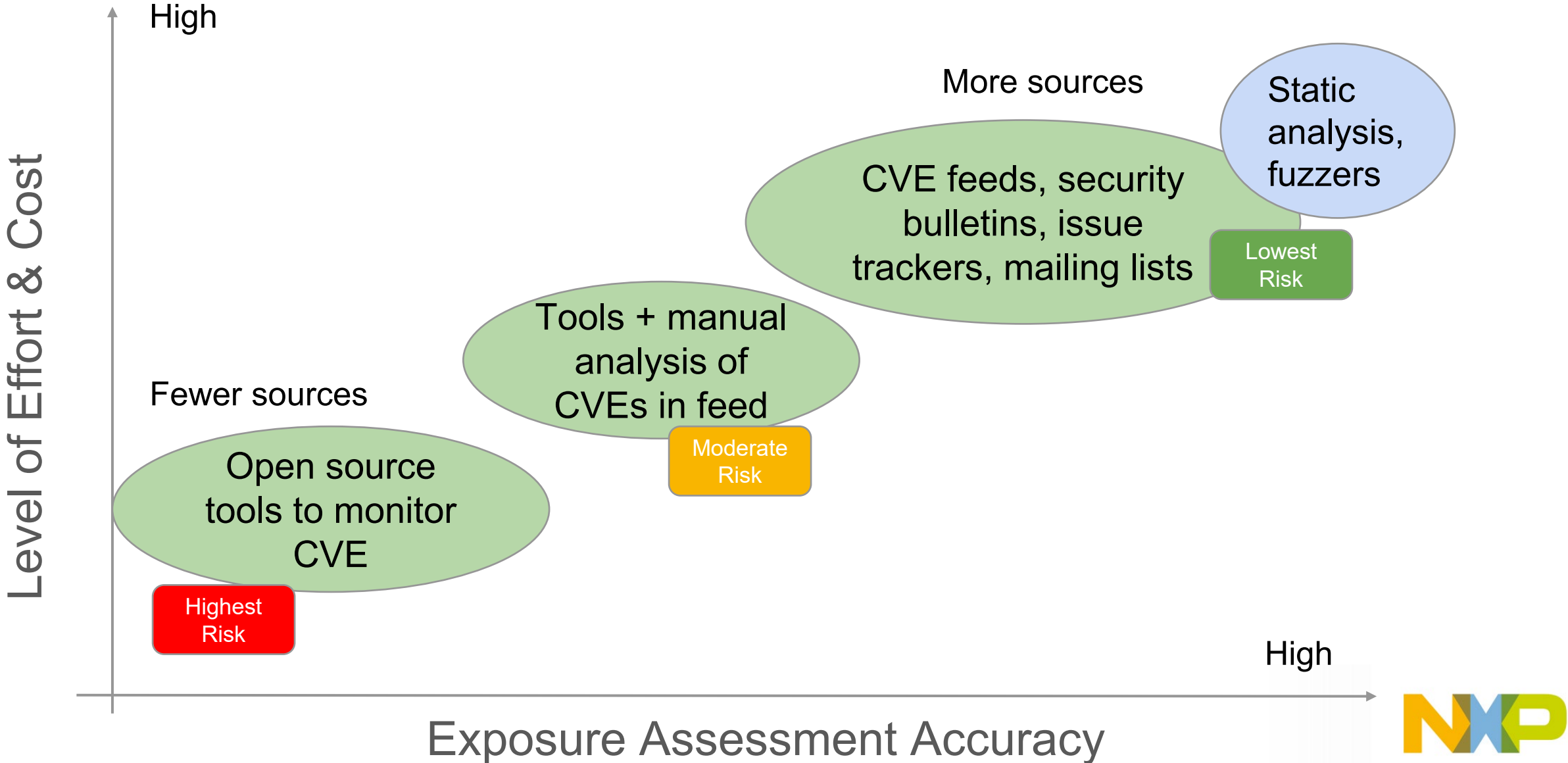
- Need security tools that are aligned with development workflows and tools
- Need highly accurate vulnerability identification for all versions, all components, all branches
- Need to build using latest, most secure third party components

Ongoing developer-driven security maintenance

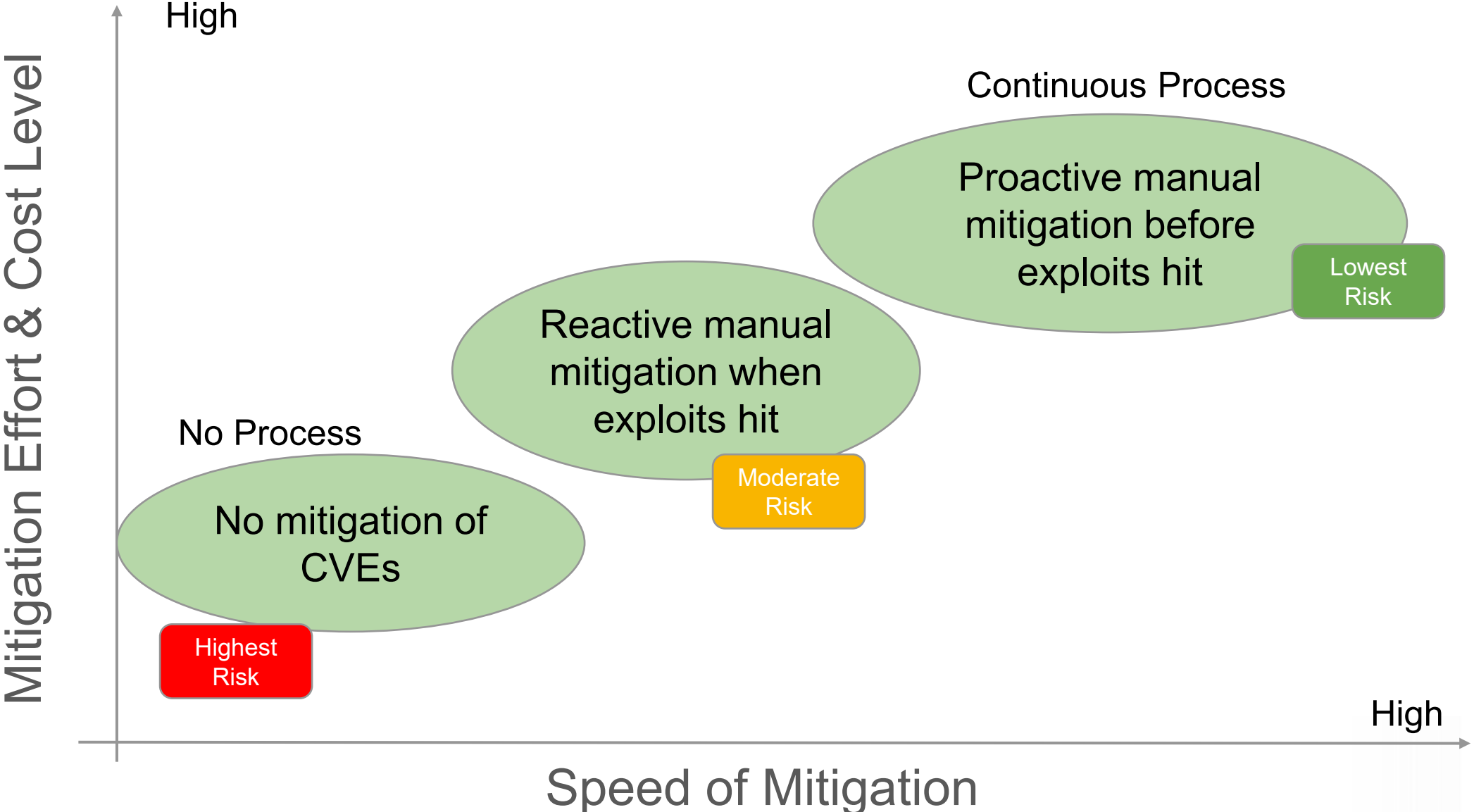
- Must conduct continuous vulnerability monitoring, patching, and software updates to keep devices secure
- Testing a bottleneck for many
- Accurate vulnerability data and fewer false positives to minimize dev team impacts



Exposure Assessment Effort & Cost



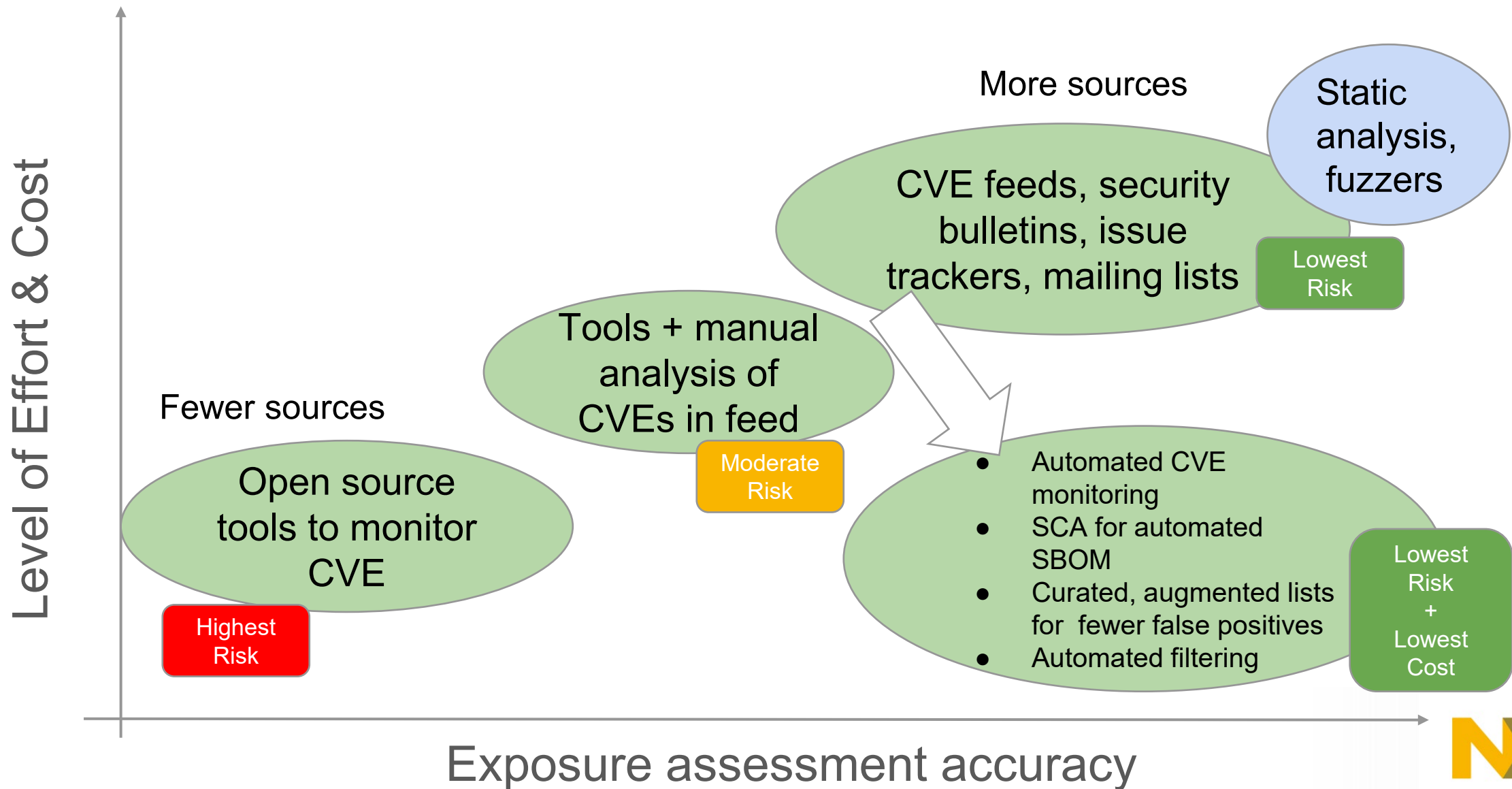
Mitigation Effort & Cost



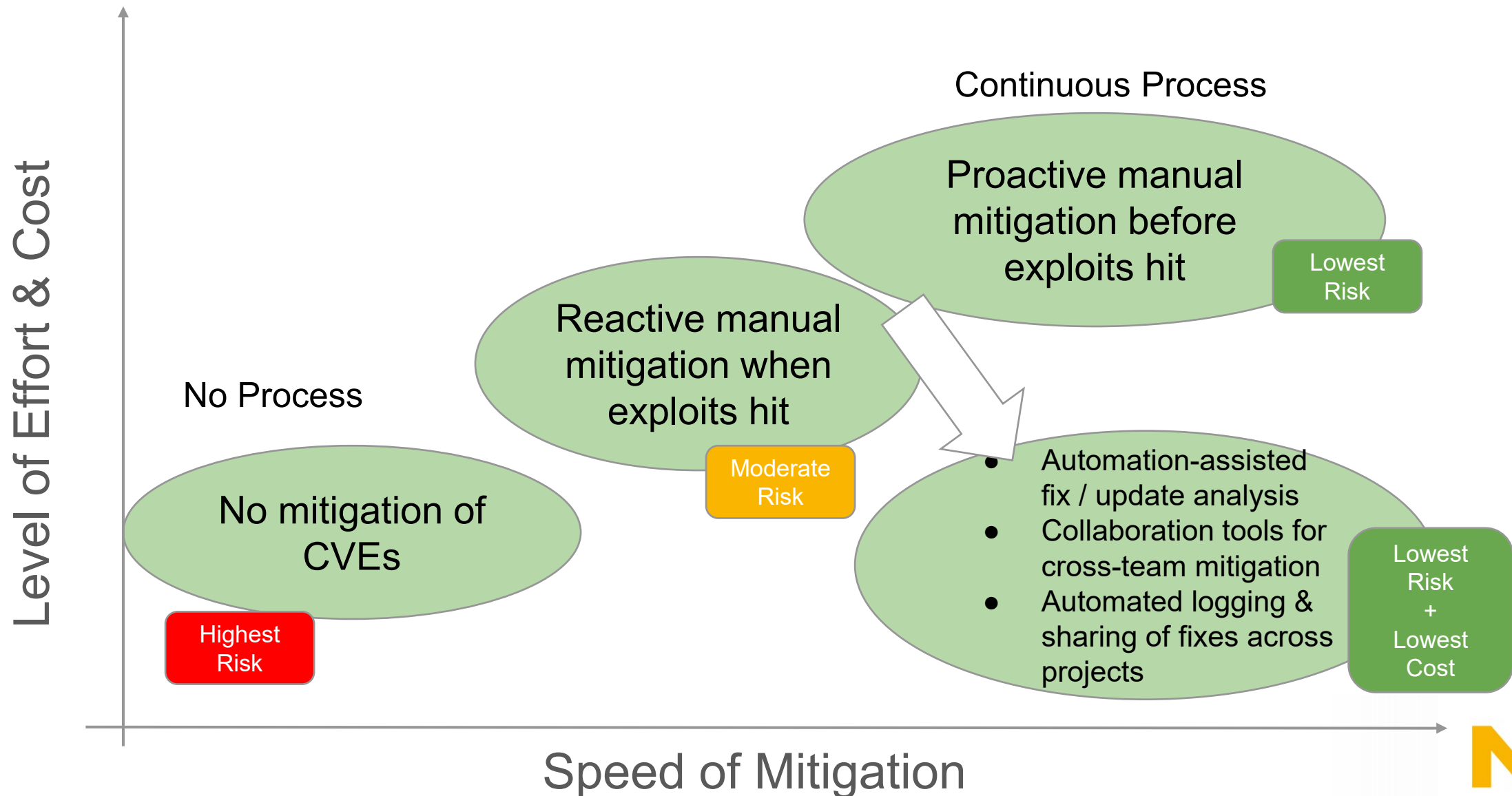
How Can You “Jump the Curve”?

- Automated software analysis & SBOM generation
- Automated & augmented feeds & filtering
- Collaboration & sharing across teams
- Automation-assisted analysis & mitigation steps
- Choose tools that are optimized for your particular product areas

Jump the Curve: Exposure Assessment



Jump the Curve: Mitigation



Security Monitoring Tools

Why monitoring tools are useful?

- **Improved security**
 - More coverage, better accuracy, early notification
- **Time saved in monitoring**
 - Identifies/notifies on newly discovered CVEs and fixes
- **Reduced triage burden**
 - Advanced filtering, fewer false positives, identifies already fixed CVEs
- **Workflow management**
 - History, collaboration tools, notes, whitelist, exported reports
- **Integrates into engineering process**
 - Plugs into Yocto, and a vulnerability scan can be triggered for every build
- **Simplified, efficient vulnerability maintenance & continuous monitoring**
 - Filters CVEs to only those that matter, tools for rapid investigation and mitigation



BSP Maintenance Process

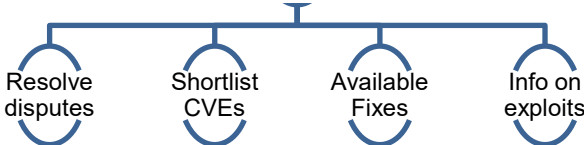
Security team



Development team



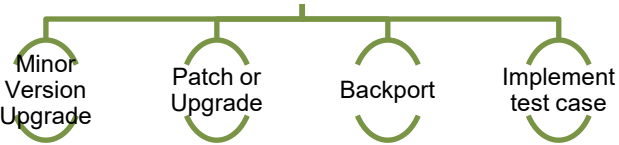
- Which CVEs apply?
- How CVEs affect products?
- Do we need to take action?



Release



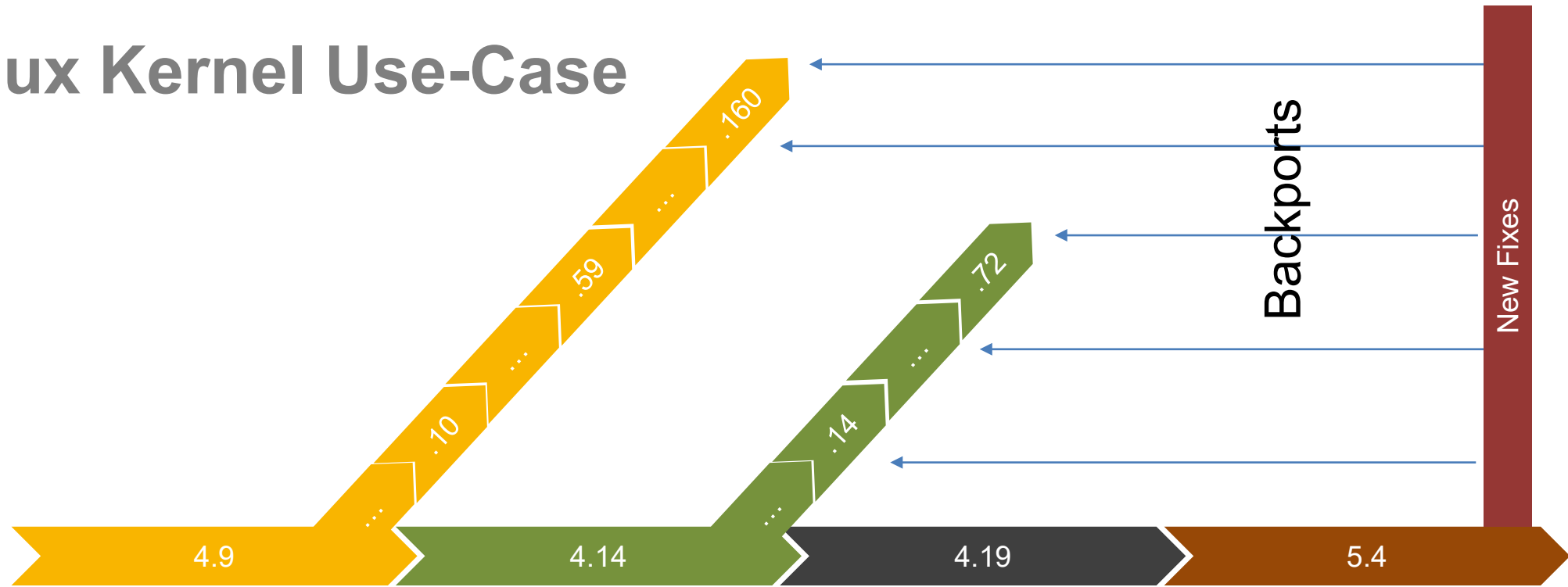
- What is the scope of changes?
- How much has to be tested?



Upgrade or Patch or Backport?

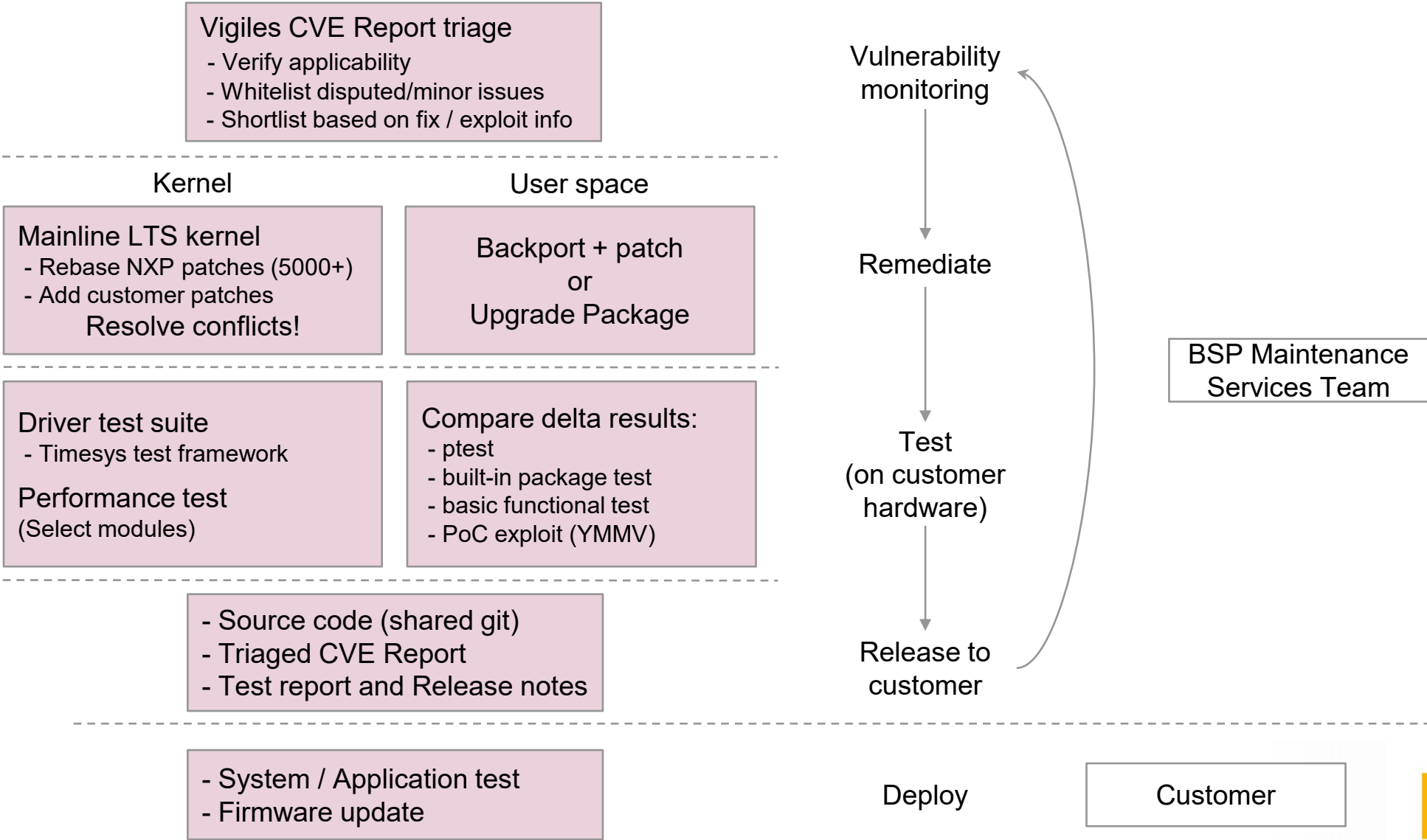
- **When to Upgrade**
 - Fix implemented in a newer version
 - No License change
 - Understood/minimal/contained impact on other software
- **When to Patch**
 - Minimize the scope of changes
 - Patch available but new version not released
 - New software version also changes API (backport)
 - API changes risk impacting other softwares resulting in instability
 - Locked/certified software versions
- **When to Remove**
 - Issues unfixed upstream (abandoned)
 - Unacceptable license change in new version

Linux Kernel Use-Case



- CVE fixes are backported by LTS maintainers
- Minor kernel updates are limited in scope of changes
- Minor kernel upgrades come before custom patches! – Need to adjust!
- Major kernel upgrade may be required when LTS version goes out of maintenance

BSP Maintenance Workflow: *How we do it*



BSP Maintenance Tasks and Staffing Considerations: **Stretch Right**

Vulnerability monitoring

- Requires dedicated team to filter, analyze, triage, remediate
- Analyze applicability and impact of the vulnerabilities

Kernel updates

- Linux engineering resources to keep up with LTS branch & kernel patches and minor versions

Toolchain updates


- Toolchain engineering for gcc, glibc bug fixes, security patches
- Pin tool chain version to specific build system (e.g. Yocto)
- Rebuild SDK for application, regression testing

BSP updates

- BSP engineering for updates to libraries and packages (Root File System)
- Integrate and Test patches/updates

Testing and re-testing

- QA Engineers for re-testing of Linux BSP/platform, functional testing of drivers



*Could you do all this with a single resource?
How about two resources?
How about a dedicated team of resources?*

**Frequent maintenance cycles,
high staffing costs,
priority conflicts**

*With tight development budgets and
product schedules, this work typically gets
sacrificed by R&D.*

**Offload to a turnkey BSP
maintenance service**

*What if you could do ALL this with less than
half the cost of a junior engineer?*

No brainer, right?



The Hidden Costs of BSP Maintenance

Tasks	1st Board	3 Boards*	5 Boards*
Monitoring	\$20k	\$25k	\$30k
Finding & Applying Patches Finding Fixed Versions & Upgrading Versions	\$38k	\$50k	\$60k
Testing 2 Releases Per Year	\$32k	\$75k	\$120k
Total	\$90k	\$150k	\$215k

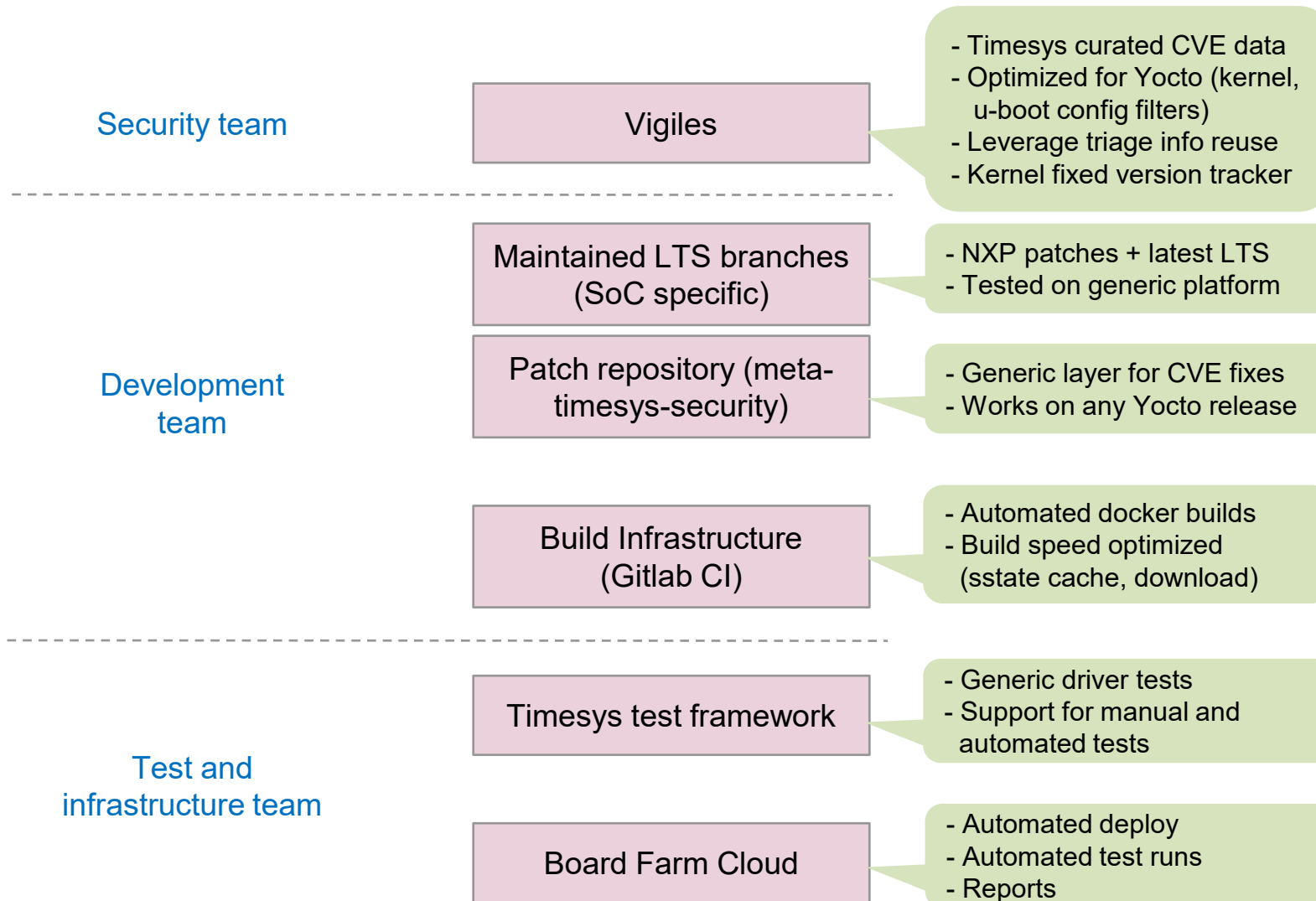
BSP Maintenance

Do It Yourself: **\$150,000 / year**

**Assume more than 75% overlap in Software components and kernel configurations*



Automation, Scale & Cost Reduction: *How we do it*



Introducing: BSP Maintenance Service

- Turnkey service that maintains your BSP throughout its lifecycle
 - Keep pace with updates
 - Maintain product security
 - Cut BSP maintenance costs
- Focus your resources on development & differentiation
- Provides visibility and control at all times

Kernel CVE Report 4.1.39 - Sep'17

File Edit View Insert Format Data Tools Add-ons Help Last edit was made 5 hours ago by Abul Rasool

Sl No	St. No	CVE ID	Summary	Published Date	Modified Date	CVE Type	CVSS Score (V3) / 10	Severity	Range (Attack Vector)	Affected Kernel Versions
1	1	CVE-2017-14196	The tcp_disconnect function in net/ipv4/tcp.c in the Linux kernel before 4.12 allows local users to cause a denial of service (/_tcp_select_window divide-by-zero error and system crash) by triggering a disconnect within a certain tcp_recvmsg code path.	09/01/2017	09/26/2017	Denial Of Service	5.5	Medium	Local	Before 4.1
2	2	CVE-2017-14140	The move_pages system call in mm/migrate.c in the Linux kernel before 4.12.9 doesn't check the effective uid of the target process, enabling a local attacker to learn the memory layout of a setuid executable despite ASLR.	09/05/2017	09/26/2017	Obtain Information	5.5	Medium	Local	Before 4.1
3	3	CVE-2017-12146	The driver_override implementation in drivers/base/platform.c in the Linux kernel before 4.12.1 allows local users to gain privileges by leveraging a race condition between a read operation and a store operation that involves different overrides.	09/08/2017	09/26/2017	Gain privileges	7	High	Local	Before 4.1
4	4	CVE-2017-30020	The native Bluetooth stack in the Linux Kernel (BlueZ), starting at the Linux kernel version 3.3-rc1 and up to and including 4.13.1, are vulnerable to a stack overflow vulnerability in the processing of L2CAP configuration responses resulting in Remote code execution in kernel space.	09/12/2017	09/27/2017	Execute Code/overflow	8.8	High	Adjacent	3.3-rc1 and to and include 4.13.1
5	5	CVE-2017-12133	A security flaw was discovered in the net2211_net_release_data() function in net/wireless/net2211.c in the Linux kernel through 4.13.3. This function does not check whether the required attributes are present in a Netlink request. This request can be issued by a user with the CAP_NET_ADMIN capability and may result in a NULL pointer dereference and system crash.	09/21/2017	09/22/2017	Not available	Not available	Not available	Not available	Through 4.1

Test Configuration and Environment				
Test Date:	243 - 2018-07-23 11:10:52			
	242 - 2018-07-23 10:33:54			
TA version:	1.0			
BSP Version:				
Baseline Job Id:	242			
Test Status				
Job ID	242 243			
Total	2 2			
Failures	0 0			
Test Results				
Test Case	Description	Test Arguments	Status	Comment
GSTREAMER				
243	PIPELINE	/tmp/input.avi /tmp/output11 /tmp/input2.avi	PASS	
242		/tmp/input.avi /tmp/output11 /tmp/input2.avi	PASS	

BSP maintenance service includes vulnerability (CVE) reports and test results



What Is Included in the Service Package

- **A subscription to Vigiles Prime**
 - Security & vulnerability notification and reporting tool for monitoring your software
- **Complete BSP update (software release) twice a year (by default / cadence can be changed)**
 - Minor kernel version upgrade for security and bug fixes
 - User space security patching & package updates
 - Two releases per year on a mutually agreed timeline
 - Only mutually agreed upon items will be integrated
- **Each update is validated and tested on the customer's hardware**
 - Release notes and test reports included with each update
 - Customer provided HW is maintained in our board farm
- **BSP is maintained on a secure, private, bidirectional Git server**
 - upload/download sources and changes
- **In the event something critical happens between updates...**
 - On-demand update for emergency security fixes (one per year included)



The Hidden Costs of BSP Maintenance

Tasks	1st Board	3 Boards*	5 Boards*
Monitoring	\$20k	\$25k	\$30k
Finding & Applying Patches Finding Fixed Versions & Upgrading Versions	\$38k	\$50k	\$60k
Testing 2 Releases Per Year	\$32k	\$75k	\$120k
Total	\$90k	\$150k	\$215k

BSP Maintenance

Do It Yourself: **\$150,000 / year**
Timesys: **\$75,000 for 3 boards**

**Assume more than 75% overlap in Software components and kernel configurations*



How to Engage Pro-Support to Maintain Your BSP

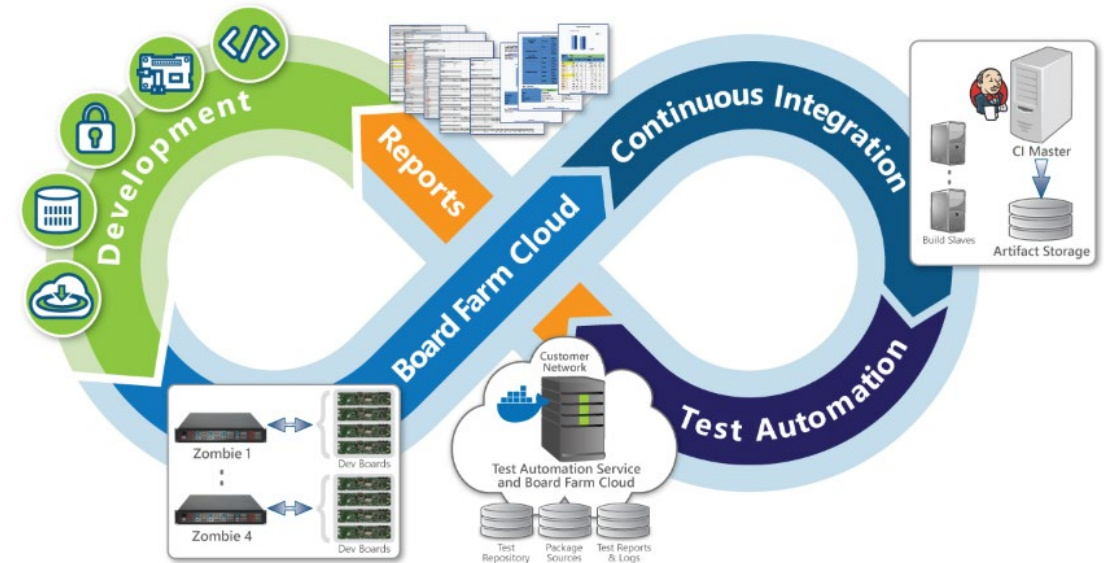
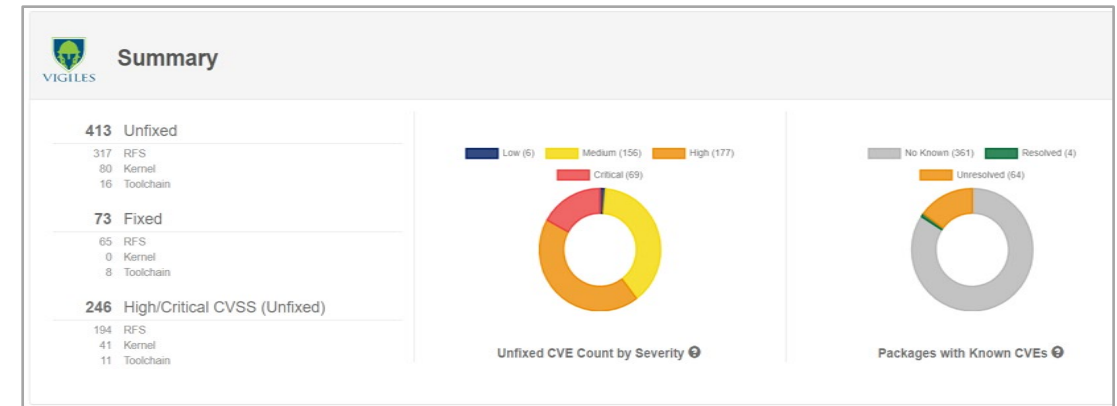
- Customers sign up
- Hardware and BSP are provided to NXP
 - *NXP will use this to establish a baseline test report*
- Pro-Support will periodically review the recommended updates to include in the upcoming release
- The updated BSP will be tested on the customer's platform and delivered twice a year
 - *Including release notes and test report*



BSP Maintenance Solution: **Stretch Right**

Turnkey service that maintains your BSPs throughout the product life cycle

- **Extends security beyond development into production deployment**
- **Cuts BSP maintenance costs by 50% +**
- **Applies latest updates for improved stability and security**
- **Simplifies vulnerability tracking and fixing with auto notification and suggested fixes**
- **Performs updates and tests for your hardware**
- **Gives full visibility and control at all times**
- **Integrates with your dev process with shared private Git and full release notes**
- **Supplies updates you pick on your schedule**
- **Permits you to focus dev cycles on new products & enhancements**



For More Information and to Become More Secure

Contact us at Vigiles@nxp.com

Or

Use this link to go to the [BSP Lifecycle Maintenance](#) page on [NXP.com](#)

Thank You!





SECURE CONNECTIONS
FOR A SMARTER WORLD