

AN13206

如何更新 i.MX RT10xx 板载调试器的固件

Rev. 1.0 — 2024年11月5日

应用笔记

文档信息

信息	内容
关键词	AN13206, LINK2-CMSIS 或者 J-Link 固件, OpenSDA
摘要	本文档介绍了板载调试器如何烧录成 LINK2-CMSIS 或者 J-Link 固件以及如何切换回 OpenSDA 固件（默认固件）。



1 如何更新 i.MX RT10xx 板载调试器的固件

多款 NXP i.MX RT10xx 系列的开发板是基于 LPC4322 MCU 开发的调试电路。除了默认固件外，该电路还可以使用基于 NXP 的 CMSIS-DAP 专有固件，该固件也支持 SWO 功能，也被称为 LPC-Link2。另外，固件可以提供除了拖拽以外的高性能 flash 烧录。LPC4322 调试电路还支持了 SEGGER 公司 J-Link 的测试版本。i.MX RT10xx EVK 出厂被烧录为基于 OpenSDA 的 CMSIS-DAP，同时拥有拖拽烧录的能力，但是它可以选择运行以上任意三种固件。

需要注意的是，只有 OpenSDA 固件版本（出厂默认固件）才能使能供电功能。当使用其他版本之外的固件时，需要使用其他的供电端口供电，比如说桶形供电端子 J1 或者 USB1 接口。更多的电源选择的信息，可以阅读硬件使用指南（Hardware User's Guide）。当使用 USB1 进行供电时，需要确保供电设备可以提供至少 500 mA 来保证设备在高供电应用中顺利运行（如图像的背景光显示）。

本文档介绍了板载调试器如何烧录成 LINK2-CMSIS 或者 J-Link 固件以及如何切换回 OpenSDA 固件（默认固件）。

文档中使用的硬件是 MIMXRT1060-EVK (Rev.A1) 开发板，但可以为应用基于 LPC4322 调试器的 i.MX RT10xx EVK 系列的开发板做参考。升级固件所用到的工具叫做 LPCScript，可在 [LPCScript v2.1.2](#) 找到。当用 LPCScript 烧录 J-Link 固件的时候，可能需要从 [SEGGER](#) 中下载固件（因为经常需要升级到他们的固件）。

[表 1](#) 给出了三种固件功能的对比。

注：当使用 LPC-Link2 CMSIS-DAP 和 LPC-LINK2 Segger Jlink 固件时，需要使用 USB_OTG 或者外部的电源适配器进行供电。或者可以贴装电阻 R212(RT1060-EVK), R97(RT1060-EVKB), R97(RT1040-EVK), R154 (RT1170-EVK)。

表 1. 对比三种固件

	OpenSDA Daplink	LPC-Link2 CMSIS-DAP	LPC-Link2 Segger J-link
USB供电（自动连接到目标控制器）	√	X	X
SWD debug with MCUXpresso IDE	√	√	√
SWO trace/profiling/ITM	X	√	X
Drag/drop programming	√	X	X
UART-USB (VCOM)	√	√	√
Flash programming 速度 (relative to OpenSDA)	1X	3-4X	4X

2 烧录 LINK2 CMSIS

1. 下载安装 [LPCScript](#)。
2. 使用跳线帽短接 J42 来开启 DFU boot 模式。

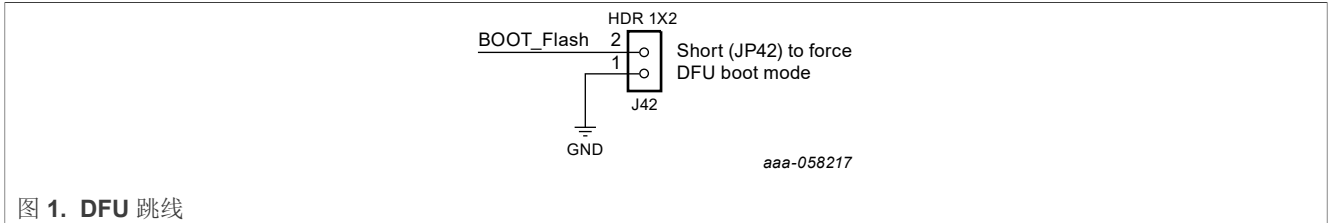


图 1. DFU 跳线

3. 通过调试器 USB 接口上电（MIMXRT1060-EVK 上的 J41），然后连接 LINK 2 到 LPC4322 调试接口 J34。调整 J1 跳线帽到 3-4。
4. 找到安装路径，运行 program_CMSIS.cmd 文件。默认的路径为：

```
C:\nxp\LPCScript_2.1.2_57\scripts
```

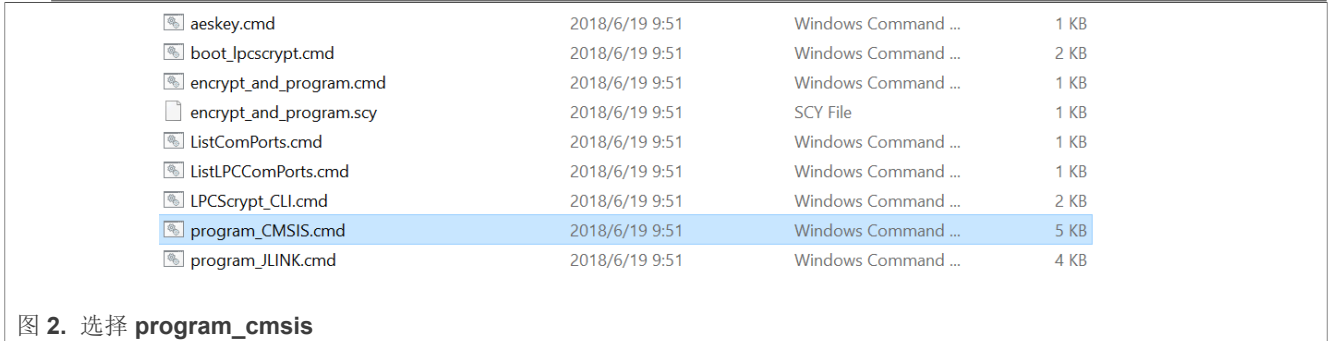


图 2. 选择 program_cmsis

5. 根据屏幕的指示，按任意键加载程序，programmed successfully 表明固件升级成功。

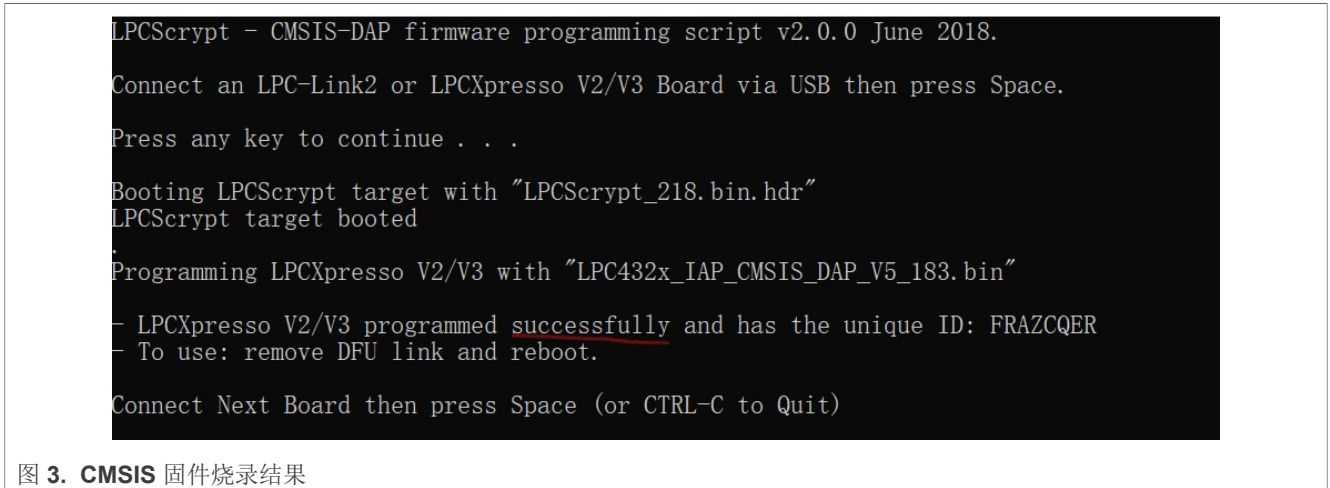


图 3. CMSIS 固件烧录结果

6. 如 [图 3](#) 所示，页面将显示更新成功的提示。接着，移除 J42 跳线帽后，重新给开发板上电。

3 烧录 J-Link

升级固件为 J-Link 的方法和 LINK2 CMSIS 相同，除了运行的文件是 `program_JLINK.cmd`。










 <code>aeskey.cmd</code>	2018/6/19 9:51	Windows Command ...	1 KB
 <code>boot_lpcscript.cmd</code>	2018/6/19 9:51	Windows Command ...	2 KB
 <code>encrypt_and_program.cmd</code>	2018/6/19 9:51	Windows Command ...	1 KB
 <code>encrypt_and_program.scy</code>	2018/6/19 9:51	SCY File	1 KB
 <code>ListComPorts.cmd</code>	2018/6/19 9:51	Windows Command ...	1 KB
 <code>ListLPCComPorts.cmd</code>	2018/6/19 9:51	Windows Command ...	1 KB
 <code>LPCScript_CLI.cmd</code>	2018/6/19 9:51	Windows Command ...	2 KB
 <code>program_CMSIS.cmd</code>	2018/6/19 9:51	Windows Command ...	5 KB
 <code>program_JLINK.cmd</code>	2018/6/19 9:51	Windows Command ...	4 KB

图 4. 选择 `program_JLINK`

图 5 显示了成功升级所显示的结果。

```
LPCScript - J-Link firmware programming script v2.0.0 June 2018.
Connect an LPC-Link2 or LPCXpresso V2/V3 Board via USB then press Space.
Press any key to continue . . .
Booting LPCScript target with "LPCScript_218.bin.hdr"
LPCScript target booted
Programming LPCXpresso V2/V3 with "Firmware_JLink_LPCXpressoV2_20160923.bin"
LPCXpresso V2/V3 programmed successfully:
- To use: remove DFU link and reboot.
Connect Next Board then press Space (or CTRL-C to Quit)
Press any key to continue . . .
```

图 5. J-Link programming 脚本输出

4 切换为 OpenSDA 固件 (出厂默认固件)

升级完固件为 LINK2 CMSIS 或者 J-Link 之后，可以根据下面的方法切换回默认固件。这个方法大致可以分为两步：

1. 下载 Bootloader。
2. 用拖拽方法烧录 OpenSDA 固件。

4.1 下载固件

1. 从 [OpenSDA Serial and Debug Adapter](#) 下载 bootloader 和默认固件。
2. 在下拉列表中选择 MIMXRT1060-EVK 开发板，如 [图 6](#) 所示：

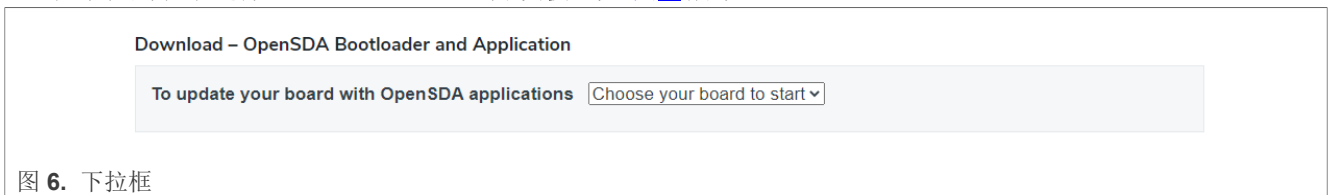


图 6. 下拉框

3. 选中开发板之后，屏幕上会显示需要下载的固件：

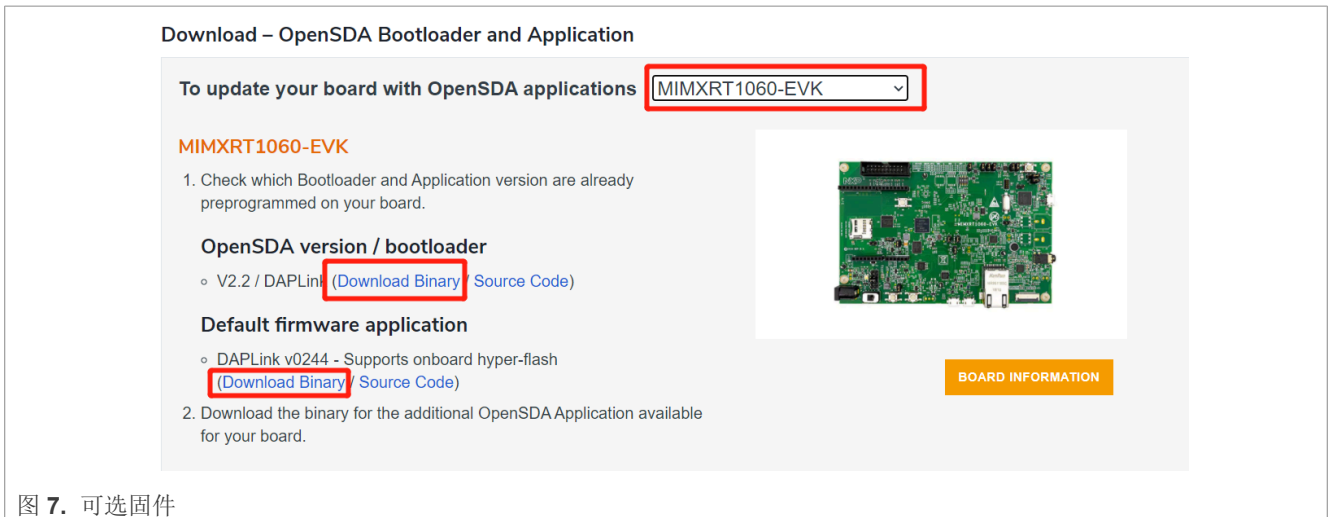


图 7. 可选固件

4. 把 bootloader 二进制文件放到一个临时文件夹 Temp 里，如 c:\Temp\bootloader。
5. 使用跳线帽链接 J42 进入 DFU 模式，然后给板子重新上电。
6. 打开命令窗口然后进入 LPCScrypt 文件夹下的 bin 文件然后运行 boot_lpcscrypt.cmd：

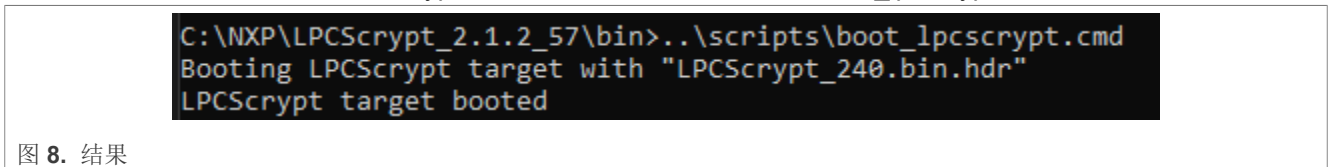


图 8. 结果

7. 输入命令：

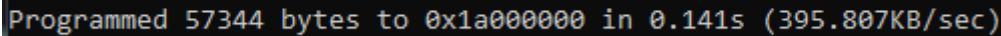
```
lpcscrypt erase all
```

可能会有报错提示但可以忽略。

8. 输入命令把 bootloader 加载到 BankA (地址 0x1a000000)：

```
lpcscrypt program c:\Temp\bootloader\lpc4322_bl_crc_20180810.bin 0x1a000000
```

9. 几秒后，结果如 [图 9](#) 所示。



```
..
Programmed 57344 bytes to 0x1a000000 in 0.141s (395.807KB/sec)
```

图 9. 信息

10. 拔掉跳线，重新上电。开发板会在计算机上产生一个新的驱动 **MAINTENANCE**。

11. 把下载的二进制文件拖拽进 **MAINTENANCE** 驱动。J41 旁的 LED 会闪烁几次。有 30 秒的时间等待 boot loading/ 固件升级。然后驱动名称会变为具体的开发板名称，如 RT1060-EVK。

这时默认固件升级已经完成。

5 Note about the source code in the document

The example code shown in this document has the following copyright and BSD-3-Clause license:

Copyright 2024 NXP Redistribution and use in source and binary forms, with or without modification, are permitted provided that the following conditions are met:

1. Redistributions of source code must retain the above copyright notice, this list of conditions and the following disclaimer.
2. Redistributions in binary form must reproduce the above copyright notice, this list of conditions and the following disclaimer in the documentation and/or other materials must be provided with the distribution.
3. Neither the name of the copyright holder nor the names of its contributors may be used to endorse or promote products derived from this software without specific prior written permission.

THIS SOFTWARE IS PROVIDED BY THE COPYRIGHT HOLDERS AND CONTRIBUTORS "AS IS" AND ANY EXPRESS OR IMPLIED WARRANTIES, INCLUDING, BUT NOT LIMITED TO, THE IMPLIED WARRANTIES OF MERCHANTABILITY AND FITNESS FOR A PARTICULAR PURPOSE ARE DISCLAIMED. IN NO EVENT SHALL THE COPYRIGHT HOLDER OR CONTRIBUTORS BE LIABLE FOR ANY DIRECT, INDIRECT, INCIDENTAL, SPECIAL, EXEMPLARY, OR CONSEQUENTIAL DAMAGES (INCLUDING, BUT NOT LIMITED TO, PROCUREMENT OF SUBSTITUTE GOODS OR SERVICES; LOSS OF USE, DATA, OR PROFITS; OR BUSINESS INTERRUPTION) HOWEVER CAUSED AND ON ANY THEORY OF LIABILITY, WHETHER IN CONTRACT, STRICT LIABILITY, OR TORT (INCLUDING NEGLIGENCE OR OTHERWISE) ARISING IN ANY WAY OUT OF THE USE OF THIS SOFTWARE, EVEN IF ADVISED OF THE POSSIBILITY OF SUCH DAMAGE.

6 修订记录

[表 2](#) 汇总了自初始版以来对本文档所做的更改。

表 2. 修订记录

文档号	日期	说明
AN13206 v.1.0	2021 年 11 月 5 日	在 章节 1 添加说明
AN13206 v.0	2021 年 4 月	初次发布

Legal information

Definitions

Draft — A draft status on a document indicates that the content is still under internal review and subject to formal approval, which may result in modifications or additions. NXP Semiconductors does not give any representations or warranties as to the accuracy or completeness of information included in a draft version of a document and shall have no liability for the consequences of use of such information.

Disclaimers

Limited warranty and liability — Information in this document is believed to be accurate and reliable. However, NXP Semiconductors does not give any representations or warranties, expressed or implied, as to the accuracy or completeness of such information and shall have no liability for the consequences of use of such information. NXP Semiconductors takes no responsibility for the content in this document if provided by an information source outside of NXP Semiconductors.

In no event shall NXP Semiconductors be liable for any indirect, incidental, punitive, special or consequential damages (including - without limitation - lost profits, lost savings, business interruption, costs related to the removal or replacement of any products or rework charges) whether or not such damages are based on tort (including negligence), warranty, breach of contract or any other legal theory.

Notwithstanding any damages that customer might incur for any reason whatsoever, NXP Semiconductors' aggregate and cumulative liability towards customer for the products described herein shall be limited in accordance with the Terms and conditions of commercial sale of NXP Semiconductors.

Right to make changes — NXP Semiconductors reserves the right to make changes to information published in this document, including without limitation specifications and product descriptions, at any time and without notice. This document supersedes and replaces all information supplied prior to the publication hereof.

Suitability for use — NXP Semiconductors products are not designed, authorized or warranted to be suitable for use in life support, life-critical or safety-critical systems or equipment, nor in applications where failure or malfunction of an NXP Semiconductors product can reasonably be expected to result in personal injury, death or severe property or environmental damage. NXP Semiconductors and its suppliers accept no liability for inclusion and/or use of NXP Semiconductors products in such equipment or applications and therefore such inclusion and/or use is at the customer's own risk.

Applications — Applications that are described herein for any of these products are for illustrative purposes only. NXP Semiconductors makes no representation or warranty that such applications will be suitable for the specified use without further testing or modification.

Customers are responsible for the design and operation of their applications and products using NXP Semiconductors products, and NXP Semiconductors accepts no liability for any assistance with applications or customer product design. It is customer's sole responsibility to determine whether the NXP Semiconductors product is suitable and fit for the customer's applications and products planned, as well as for the planned application and use of customer's third party customer(s). Customers should provide appropriate design and operating safeguards to minimize the risks associated with their applications and products.

NXP Semiconductors does not accept any liability related to any default, damage, costs or problem which is based on any weakness or default in the customer's applications or products, or the application or use by customer's third party customer(s). Customer is responsible for doing all necessary testing for the customer's applications and products using NXP Semiconductors products in order to avoid a default of the applications and the products or of the application or use by customer's third party customer(s). NXP does not accept any liability in this respect.

Terms and conditions of commercial sale — NXP Semiconductors products are sold subject to the general terms and conditions of commercial sale, as published at <https://www.nxp.com/profile/terms>, unless otherwise agreed in a valid written individual agreement. In case an individual agreement is concluded only the terms and conditions of the respective agreement shall apply. NXP Semiconductors hereby expressly objects to applying the customer's general terms and conditions with regard to the purchase of NXP Semiconductors products by customer.

Export control — This document as well as the item(s) described herein may be subject to export control regulations. Export might require a prior authorization from competent authorities.

Suitability for use in non-automotive qualified products — Unless this document expressly states that this specific NXP Semiconductors product is automotive qualified, the product is not suitable for automotive use. It is neither qualified nor tested in accordance with automotive testing or application requirements. NXP Semiconductors accepts no liability for inclusion and/or use of non-automotive qualified products in automotive equipment or applications.

In the event that customer uses the product for design-in and use in automotive applications to automotive specifications and standards, customer (a) shall use the product without NXP Semiconductors' warranty of the product for such automotive applications, use and specifications, and (b) whenever customer uses the product for automotive applications beyond NXP Semiconductors' specifications such use shall be solely at customer's own risk, and (c) customer fully indemnifies NXP Semiconductors for any liability, damages or failed product claims resulting from customer design and use of the product for automotive applications beyond NXP Semiconductors' standard warranty and NXP Semiconductors' product specifications.

HTML publications — An HTML version, if available, of this document is provided as a courtesy. Definitive information is contained in the applicable document in PDF format. If there is a discrepancy between the HTML document and the PDF document, the PDF document has priority.

Translations — A non-English (translated) version of a document, including the legal information in that document, is for reference only. The English version shall prevail in case of any discrepancy between the translated and English versions.

Security — Customer understands that all NXP products may be subject to unidentified vulnerabilities or may support established security standards or specifications with known limitations. Customer is responsible for the design and operation of its applications and products throughout their lifecycles to reduce the effect of these vulnerabilities on customer's applications and products. Customer's responsibility also extends to other open and/or proprietary technologies supported by NXP products for use in customer's applications. NXP accepts no liability for any vulnerability. Customer should regularly check security updates from NXP and follow up appropriately. Customer shall select products with security features that best meet rules, regulations, and standards of the intended application and make the ultimate design decisions regarding its products and is solely responsible for compliance with all legal, regulatory, and security related requirements concerning its products, regardless of any information or support that may be provided by NXP.

NXP has a Product Security Incident Response Team (PSIRT) (reachable at PSIRT@nxp.com) that manages the investigation, reporting, and solution release to security vulnerabilities of NXP products.

NXP B.V. — NXP B.V. is not an operating company and it does not distribute or sell products.

Trademarks

Notice: All referenced brands, product names, service names, and trademarks are the property of their respective owners.

NXP — wordmark and logo are trademarks of NXP B.V.

J-Link — is a trademark of SEGGER Microcontroller GmbH.

内容

1	如何更新 i.MX RT10xx 板载调试器的固件	2
2	烧录 LINK2 CMSIS	3
3	烧录 J-Link	4
4	切换为 OpenSDA 固件 (出厂默认固件)	5
4.1	下载固件	5
5	Note about the source code in the document	6
6	修订记录	6
	Legal information	7

Please be aware that important notices concerning this document and the product(s) described herein, have been included in section 'Legal information'.

© 2024 NXP B.V.

All rights reserved.

For more information, please visit: <https://www.nxp.com>

[Document feedback](#)

Date of release: 2024年11月5日
Document identifier: AN13206_ZH