


# Table of Contents

1	TITLE PAGE
2	PN7150
3	RF Interface
4	Connectors
5	DNP/JMP List

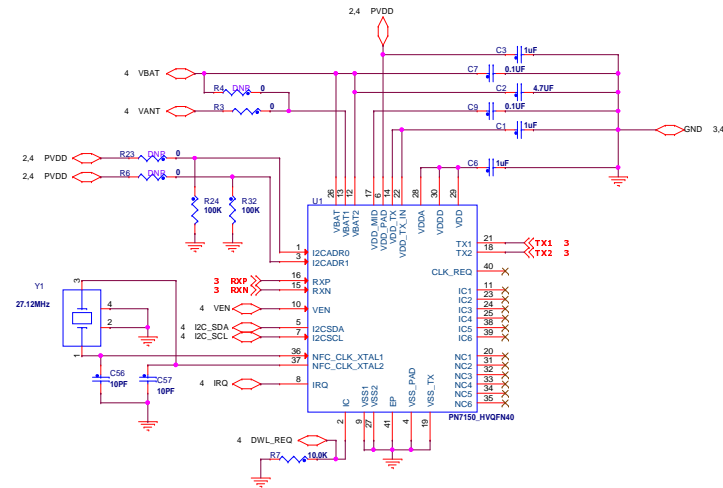
# Revisions History

Rev	Description	Date	Approved
X1	INITIAL DRAFT	10-19-2020	J. Geslin
	A055_Initial Level PPL release into Agile PDM	10-21-2020	J. Geslin
	A070_Release of Initial level schematic with netlist into Agile PDM	10-28-2020	J. Geslin
A	Replaced few passives and interface connectors in schematic	11-05-2020	J. Geslin
	A085_Release of Final level schematic with netlist into Agile PDM	11-06-2020	J. Geslin
A1	Updated the Resistors R4,R6,R23,R53 and R54 as DNP	12-18-2020	J. Geslin
	A085_Release of Final level schematic with netlist into Agile PDM	12-18-2020	J. Geslin
A2	Changed Y1 crystal from 26MHZ to 27.12MHZ.	05-13-2021	J. Geslin
	A085_Release of Final level schematic with netlist into Agile PDM	05-17-2021	J. Geslin

OM5579\_PN7150

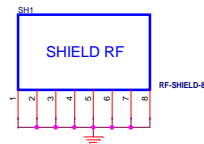
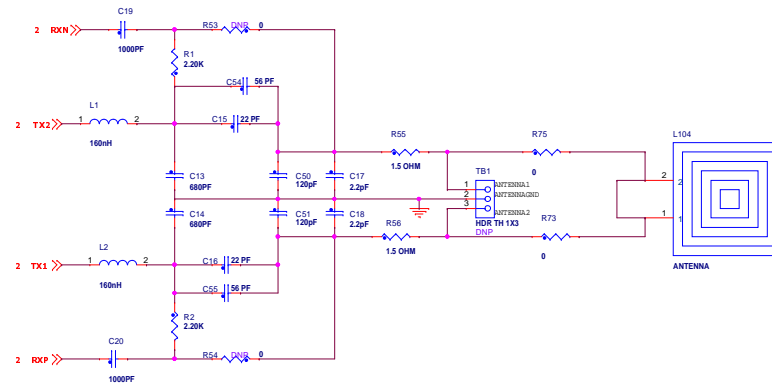
		<b>Connectivity &amp; Security (C&amp;S) Group</b> 6410 Oak Canyon, Suite 200 Irvine, CA, 92618	
<small>This document contains information proprietary to NXP and shall not be used for engineering design, procurement or manufacture in whole or in part without the express written permission of NXP Semiconductors.</small>			
<b>© NXP SEMICONDUCTORS</b>		Classification: <u>Company Internal/Proprietary</u>	
Designer: Ravi Kanth	Drawing Title: <b>OM5579_PN7150</b>		
Drawn by: Ravi Kanth	Page Title: <b>Title Page</b>		
Approved: Jeremy Geslin	Size C	Document Number SCH-47954 PDF: SPF-47954	Rev A2
Date: <u>Monday, May 17, 2021</u>		Sheet <u>1</u> of <u>5</u>	

# PN7150



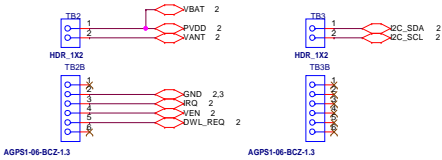
Classification: Company Internal/Proprietary			
Drawing Title: <b>OM5579 PN7150</b>			
Page Title: <b>PN7150</b>			
Size C	Document Number SCH-47954 PDF: SPF-47954	Rev A2	
Date: Monday, May 17, 2021	Sheet 2	of 5	

# NFC antenna interface




Classification: Company Internal/Proprietary			
Drawing Title: OM5579 PN7150			
Page Title: RF Interface			
Size C	Document Number SCH-47954 PDF: SPF-47954	Rev A2	
Date: Monday, May 17, 2021	Sheet 3	of 5	

To interface boards connectors



Classification: Company Internal/Proprietary			
Drawing Title: OM5579 PN7150			
Page Title: Connectors			
Size C	Document Number	SCH-47954 PDF: SPF-47954	Rev A2
Date: Monday, May 17, 2021	Sheet	4	of 5

REF DES	ASSY. OPT	PAGE NAME
R23,R6,R4	DNP	2 - PN7150
R53,TB1,R54	DNP	3 - RF Interface

			
Classification: Company Internal/Proprietary			
Drawing Title: <b>OM5579 PN7150</b>			
Page Title: <b>DNP/JMP List</b>			
Size C	Document Number SCH-47954 PDF: SPF-47954		Rev A2
Date: Monday, May 17, 2021	Sheet	5	of 5